



Barnett™

Glutches
& Cables

MADE
IN THE U.S.A.
SINCE 1948




Barnett Tool & Engineering
Ventura, CA

Products **Designed** and **Engineered** for the Way You Ride

FULL LINE CATALOG #74

Mike Taylor

PRESIDENT & CEO
OF BARNETT CLUTCHES & CABLES



Mike and long time racing partner Bob Bakker racing up Pikes Peak



Mike Taylor with his wife Colleen Barnett-Taylor

We would like to honor Mike Taylor, a former US Navy member, lifelong motorcycle enthusiast, sidecar racer and our proud leader that has been with Barnett since 1968. Mike started working in the shipping and receiving department before mastering the cable and machining departments at Barnett. He then began developing new materials and processes to improve the Barnett products, which continues today.

In 1967 Mike married his wife, Colleen Barnett, which ushered in a great partnership. Together they have managed and operated Barnett Tool & Engineering since 1975 and owned the company since 1993. They still work together every day and are proud leaders and dedicated employers to more than 50 employees.

Motorcycles have always been part of Mike's life and he was one of the most loved personalities on the American

side-car racing scene - known for both his fearlessness, as well as his love and support of other racers. During his racing career Mike had many highlights, some of the most memorable being racing Pikes Peak, the Bonneville Salt Flats, and participating in a nationwide Minolta Camera advertising campaign. Even though Mike is not racing any more, he is still actively involved in the many facets of racing - keeping his finger on the pulse and as always, still supporting riders.

Mike's love for the motorcycle industry has rewarded him with an induction into the Sturgis Hall of Fame, Lifetime Achievement Award, in 2017, V-Twin Industry Leader of the Year Award in 2016 and also a Motorcycle Industry Lifetime Achievement Award in 1999. Yet one of the most significant achievements is that his devotion to motorcycles has made him one of the most loved and respected CEO's in the industry.

TABLE OF CONTENTS

LISTING PAGE #

All Clutch Components, Cables, Brake & Clutch Lines *(Listed by make)*

Aprilia/ATK	6
BDL/Beta/BMW/Bombardier	6
BSA/Buell	7-8
Bultaco/Can-Am	8
Ducati	9-11
Gas Gas/Greeves-Villiers	11
Harley Davidson	
-Big Twins	14-50
-Sportster	52-60
-V-Rod/Street	62-63
Hodaka/Honda	66-77
Husqvarna/Indian	78-79
Jawa/Kawasaki/KTM	80-93
Maico/Matchless-Norton	94
Moto Guzzi	94-95
MV Augusta/Ossa/Polaris	95
Rivera-Primo/Rotax/Royal Enfield	96
Suzuki	97-106
Triumph	107-110
Victory	110-112
Yamaha	113-127

Harley Davidson Carb Conversion Cables 64

Harley Davidson Brake/Coil/Speedo/ Tach Cables 65

Universal Cables/Bulk Casing/Fittings 128-133

Off-Road Clutch Baskets/Pressure Plates/Covers

Gas Gas	11
Honda	76
Kawasaki	88
KTM	93
Polaris	95
Suzuki	105
Yamaha	124

Throttle-By-Wire Extensions

Harley Davidson	12
Indian	79

Miscellaneous Accessories 134-136

Terms And Conditions	3
Customer Policies	3



Charlie & Afton Barnett, 1941



Colleen Barnett-Taylor



Mike Taylor



Chris Taylor



Jennifer Darling




Lisa Nelson



Chance Darling

CUSTOMER SERVICE

YOUR DEALER #



ORDERING


Business hours are from 8:00 a.m. to 4:00 p.m. Monday through Friday. When ordering please have your Barnett customer number ready, purchase order number (if any), method of shipping and part numbers or application. Pending back orders will be shipped as they become available within 90 days unless otherwise specified.

Our FAX line is open 24 hours a day to receive orders. FAX number is (805) 642-9436.

HARLEY-DAVIDSON NOTE


Barnett Tool & Engineering is in no way, shape, or form connected with the Harley-Davidson Motor Company. Any products with a trademark, name, word, or OEM part number used in this catalog by Barnett is intended to be used solely as a reference only to the usage of that particular part. None of the parts and accessories in this catalog were manufactured by or with the permission of the Harley-Davidson Motor Company.

PRECISION DESIGN & MANUFACTURING



2238 Palma Drive, Ventura, CA 93003-5733
 Phone: (805) 642-9435 Fax: (805) 642-9436
www.barnettclutches.com

TERMS AND CONDITIONS



IMPORTANT! PLEASE READ BEFORE ORDERING.

DEALERS: Barnett Tool & Engineering sells only to legitimate motorcycle industry businesses. A Barnett Dealer Application must be filled out and approved before orders can be placed. Possession of a Sales Tax Resale Number only does not automatically give any business or individual the privilege of buying from BARNETT. BARNETT TOOL & ENGINEERING reserves the right of refusal to accept orders.

PRICING POLICY: All prices on our price list are suggested retail prices and may vary due to shipping and handling charges. Prices are subject to change without prior notice.

MINIMUM BILLING: All orders under \$30.00 are subject to our minimum billing of \$30.00.

TERMS: All new accounts are shipped C.O.D. "cash only". These terms remain in effect for sixty days from date of first shipment. After that period, at dealer's request, we will check references for accepting customer's check. All returned checks are subject to bank charges.

RETURNS-SHORTAGES: No returns will be accepted without prior authorization. To obtain authorization, call or write our office. You must enclose a note with the following information: Your name, address, invoice copy and date the part was shipped to you, and a description of the complaint or problem. Returns must be sent prepaid. No C.O.D.'s will be accepted. We reserve the right to make a 20% handling and restocking charge on all items returned unless defective or shipped in error. No credit or refund will be given on obsolete or discontinued parts unless defective. Claims of shortages must be made within 10 days from date of delivery. Merchandise may not be returned after 90 days from shipment. Unsold or unused merchandise must be returned within 90 days of shipment and then only with proper authorization from our office. Note: Return authorization numbers are good only for 30 days.

***NOTE:** No returns on custom, made to order cables, except for defects in material or workmanship.

DEALERS NOTE: BUYING FROM BARNETT TOOL AND ENGINEERING OBLIGATES YOU TO HANDLE CUSTOMER RETURNS. RIDERS SHOULD NOT RETURN ITEMS DIRECTLY TO US. RETURNED ITEMS ARE SUBJECT TO OUR INSPECTION AND WILL BE HANDLED PROMPTLY. REFUSING TO HANDLE CUSTOMER RETURNS MAY RESULT IN NON-ACCEPTANCE OF YOUR FUTURE ORDERS.

SHIPPING: All shipments are F.O.B. our plant. Specify method of shipping. If no shipping instructions are included with order, shipments will be made by the most reasonable means at our discretion.

WARRANTY: Barnett products are guaranteed against defects in material and/or workmanship only. This warranty shall be limited to the repair or exchange of the product which may be proven defective under normal usage. Barnett will not warranty any product that has been abused, misused, improperly installed or modified. Dealers or distributors are not authorized to make dispositions binding upon Barnett. Barnett Tool & Engineering will not be responsible for any labor charges incurred in removing or replacing any product under warranty.

CLAIMS: Title to merchandise passes to customer on delivery to common carrier. Delivery of merchandise in good condition is the responsibility of the carrier and claims should be made with the carrier immediately.

CABLE FINISHES AND OPTIONS



Our High Efficiency clutch cables feature a nylon coated inner wire and are pre-lubed with a super slick silicone lube for a reduced lever effort and ultra smooth performance.

- Clear-Coat™ is an extruded Teflon cover that will not discolor due to weather and sunlight.
- Elbows and hardware are polished and chrome plated where applicable.
- All fittings and hardware are made in-house.

HOW TO ORDER CUSTOM BARNETT CABLES

HOW TO ORDER CUSTOM BARNETT CABLES

Here at Barnett we specialize in making custom cables as well as stock replacement cables. While the majority of the cables we make are for Harley Davidson models, Metric Cruisers, and Vintage motorcycles, we can make a wide variety of cables for many different types of motorcycles and custom "one-off" applications.

We also have a variety of cable housings available which include traditional black vinyl, stainless steel braid with clear coat and our new Platinum Series which consists of a bright silver plated braiding with clear coat. In addition, we offer a "High Efficiency" inner wire for use on clutch cables. This inner wire is nylon coated and is lubed with a silicone lube to help reduce clutch lever effort.

HOW TO ORDER CUSTOM CABLES FOR HARLEY DAVIDSON AND METRIC CRUISER MODELS

The most common request we receive is for over or under stock length cables for various handlebar conversions. While we cannot tell you what length will work for each individual application, we can make the cables any length that you require. The simplest way to order custom length cables is to simply tell us how many inches over (+) or under (-) the stock length you need the cables to be and what type of casing you desire.

To order, please follow these steps:

1. Find the cable listing for your model in the Barnett catalog.

To order a specific casing type, simply change the first three numbers of the part number to one of the following:

- 101 = Traditional Black
- 102 = Stainless braid w/clear coat
- 106 = Platinum Series bright silver
- 131 = Stealth Series (Only available on 1987 & late HD models)

"HE" = Designates "High Efficiency" inner wire (for clutch cables only). To order a High Efficiency clutch cable, please specify this at the time of ordering. **All Barnett Metric Cruiser and Harley Davidson clutch cables come standard with the High Efficiency inner wire.**

2. In order to have the cable made in the over or under length you desire, simply add it to the end of the part number and/or specify the length at the time of ordering.

HOW TO ORDER FOR CUSTOM APPLICATIONS OR APPLICATIONS NOT LISTED IN CATALOG

If you are in need of a custom cable or a cable that we do not list in our catalog, you will need to do one of the following:

1. Send us your original cable(s), if possible. We will duplicate the cable per your instructions. If you need any measurements of the cable changed, specify clearly what you need done.
2. Send us a detailed drawing of what you require. Be sure to include all measurements and specifications. Please refer to the Custom Cable Measuring Guide in this catalog to see exactly how we measure our cables. Specify what type of casing that you desire. On Harley Davidson/Custom V-Twin applications, be sure to let us know what type of carburetor you are using and what type of hand controls (*if other than stock*).

CUSTOM CABLE MEASURING GUIDE

CUSTOM ONE-OFF CABLES ARE OUR SPECIALTY

Barnett cables are available for all Harley-Davidson models, popular Metric Cruisers, Vintage bikes and many other applications. Contact us with your requirements!

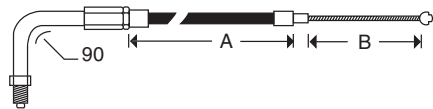
Custom Made Cables Are Non-Returnable Unless Defective In Material Or Workmanship

THROTTLE/IDLE CABLES

UNIVERSAL TYPE



SINGLE OR DUAL CABLES



Specify the following:

1. Year; Make, Model
2. Carb; What Type, Size, etc.
3. Throttle, Stock, Aftermarket (What Brand)
4. Elbow, *if Applicable*; Bend: 130°, 90°
5. Elbow Thread size; 1/4", 5/16", 10mm, 12mm, etc.
6. Casing Designation;
 - Stainless Steel Braid w/ Clear-Coat
 - Platinum Series-Bright Silver w/ Clear-Coat
 - Classic Black Vinyl
 - Stealth Series
7. Casing Length (A) (Note: Elbows are 5" Long)
8. Exposed Wire Length (B) (Pull inner cable to one end)

Do not include fittings.

CLUTCH CABLES

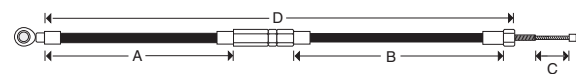
BIG TWIN 1952-'67



XLH 1971-'85/ BIG TWIN 1968-1986



XLH 1986 & UP/ BIG TWIN 1987 & UP



Specify the following:

1. Year; Make, Model
2. Lever; if non-stock
3. Casing Designation;
 - Stainless Steel Braid w/ Clear-Coat
 - Platinum Series-Bright Silver w/ Clear-Coat
 - Classic Black Vinyl
 - Stealth Series
4. Casing Length; (A) (A and B or D if eyelet type)
5. Exposed Wire Length; (C) (Measure with all inner cable pulled to one end)

Do not include fittings.

All hardware and fittings are made in-house for exact fit, then polished and chrome plated where applicable. Barnett cables are offered in stock lengths and custom lengths and are available for all Harley-Davidson models, popular Metric Cruisers, Vintage bikes, and many other applications. Contact us with your requirements!


FINISHES



PLATINUM SERIES BRIGHT
with Clear-Coat (106)



STAINLESS BRAID
with Clear-Coat (102)



CLASSIC BLACK VINYL
(101)



BLACK ON BLACK
(131)

ALL PRODUCTS LISTED BY MAKE

APRILIA-BOMBARDIER

APRILIA CLUTCHES

YEAR	MODEL	FRIC. PLATES (QTY.)	STEEL PLATES (QTY.)	SPRING KITS	CLUTCH-KITS	REMARKS / NOTES	CLUTCH BASKET	PRESSURE PLATE
1993-05	RS50	301-90-10018(4)	401-90-047045(3)	501-40-04059				
1995-03	RS250				303-10-10001	*Complete Kit		
1998-03 2004-08 1999-03 2002-09	RSV Mille RSVR Falco Tuono				303-10-20002	*Complete Kit		
2011/2014	Tuono 1000	301-35-10012(9) 301-35-10013(1)	401-30-078015(9)					
2009-20	RSV 4				303-10-20004	*Complete Kit		

ATK CLUTCHES

All	250cc AC	301-22-10002(8)		501-41-06006				
1995-Later	250cc LC	302-12-10001(8)						
All	406cc	301-22-10002(8)		501-41-06006				
All	560cc			501-41-06006	302-12-10001	*Friction Plate Kit		

BDL REPLACEMENT CLUTCH KITS Made by Barnett **

MODEL	PART NUMBER	DESCRIPTION
Fits BDL chain drive and 1990-97 Big Twin Competitor Clutch	306-16-20001	Clutch Plate Kit
Fits BDL EVO and EVB Drives, Quiet Clutch	306-16-40002	Clutch Plate Kit. Fits any round dog basket/belt drive.
Fits BDL Top Fuel & Super Street belt drive	306-16-20003	Clutch Plate Kit

BETA CLUTCHES

2011-16	RR 4T 350/ 400/ 480/ 498/ 500/520	301-90-10040(7) 301-90-10840(1)	401-90-055041(7)	501-58-04131				
2011 2015-17	RR 4T "Factory" 400/ 450/500 Cross Trainer 2T 300	301-90-10040(8)	401-90-055041(7)	501-58-04131				
2013-17	RR 2T 250/300	301-90-10040(7) 301-90-10840(1)	401-90-055041(7)	501-58-04131				
2015	RS 4T 390/ 430/500							

BMW CLUTCHES

2010-18	S1000RR		401-25-078001 (2mm-AR) 401-25-089001 (2.3mm-9) 401-25-103001 (2.6mm-AR)		*302-17-20007	*Friction Plate Kit		
2006-16	K1200/ 1300 S, R, GT				*306-17-20011	*Includes Frictions/Steels		

BOMBARDIER CLUTCHES

1999-07	DS650/ DS650X				*303-15-20001 **304-15-20002	*Complete Kit **Complete Extra Plate Kit		
---------	------------------	--	--	--	---------------------------------	---	--	--

ALL PRODUCTS LISTED BY MAKE

BSA-BUELL

BSA CLUTCHES

MODEL	PART NUMBER	DESCRIPTION
250-441-500cc Singles, C-15 Victor, Starfire, Etc.	301-18-50001	Bonded Clutch Plate, Corprene. .130" Thick
250-441-500cc Singles, C-15 Victor, Starfire, Etc.	401-18-060001	Plain Drive Plate (BSA No. 40-3220) .060" Thick
500-650cc Twins to 1961	301-18-50002	Bonded Clutch Plate - Steel. (BSA No.42-3319) .145" Thick
Late Model 500-650cc Twins	301-18-50003	Bonded Clutch Plate - Steel. (BSA No. 42-3262) Corprene Lining .150" Thick
Late Model 500-650cc Twins	401-75-078002	Plain Drive Plate - Steel (BSA No. 68-3221) .078" Thick

BSA CABLES

DESCRIPTION	CABLE TYPE	PART NUMBER
1967 and later B-44 and B-25 models, concentric carburetor. (BSA No. 41-8657)	Throttle	101-18-30005
1967 and later, B-44 Victor models. (BSA No. 41-8548)	Compression Release	101-18-81001
1965 and later C-15, B-40, B-44, B-50 and B-25 models. (BSA No. 60-2083)	Clutch Cable	101-18-10001
Square Drive, DF9110 series.	Speedometer	101-18-60001 (33")
Square Drive, DF9110 series.	Speedometer	101-18-60002 (40")
Square Drive, DF9110 series.	Speedometer	101-18-60003 (63")
Square Drive, DF9110 series.	Speedometer	101-18-60004 (67")
Square Drive, DF9110 series.	Speedometer	101-18-60005 (69")
Square Drive, DF9110 series.	Speedometer	101-18-60006 (71")
Spade-drive, DF9111 series.	Tachometer	101-18-60007 (25")
Spade-drive, DF9111 series.	Tachometer	101-18-60008 (28")
Spade-drive, DF9111 series.	Tachometer	101-18-60009 (30")
Spade-drive, DF9111 series.	Tachometer	101-18-60010 (32")
Twist Grip to junction, dual carburetor, models to 1967. (BSA No. 68-8562)	Throttle	101-18-30001
Dual carburetor, dual twist grip, models to 1967. (BSA No. 68-8692)	Throttle	101-18-30002
1968 and later dual concentric carburetor models. Fits Lightning and Firebird. (BSA No. 60-0813)	Throttle	101-18-30003
1968 and later dual concentric carburetor models. Fits Thunderbolt. (BSA No. 60-0804)	Throttle	101-18-30004
Fits Rocket 3 models	Clutch	101-75-10011
1960 and later Twins, except unit construction models. (BSA No. 42-8797)	Clutch	101-18-10002
All unit construction Twins through 1969, except alloy lever models. This cable comes with thumbscrew lever adjuster. (BSA No. 60-2081)	Clutch	101-18-10003
Alloy lever models. Cable does not have thumbscrew lever adjuster. (BSA No. 60-2080)	Clutch	101-18-10004
1970 and later Twin models. (BSA No.60-3077)	Clutch	101-18-10005
All models thru 1968, A-7 and A-10 models. (BSA Nos. 68-8533, 68-8536, 68-8600)	Brake	101-18-20001

BUELL CLUTCHES

MODEL	PART NUMBER	DESCRIPTION
All 1991-'02 models	306-30-20016	Clutch Kit - Consists of 8 frictions and 6 steel plates.
	307-30-10011 (Kevlar)	'Extra Plate' Clutch Kit - Consists of nine friction plates and eight steel drive plates. Adds 12% more surface area to clutch pack. (Note: Double steel drive plate not used with this kit.)
	307-30-20011 (Carbon Fiber)	
	302-30-10011 (Kevlar)	Friction Plate Kit - This kit consists of eight bonded friction plates.
	302-30-20011 (Carbon Fiber)	
	401-30-063012	Steel Drive Plates - Six required. Note: You must re-use stock double, riveted drive plate.
	502-00-01081	Replacement Clutch Spring - (1) Standard clutch spring.
	502-00-01077	Heavy Duty Clutch Spring - (1) 25% stronger than stock.

CONTINUED ON NEXT PAGE

ALL PRODUCTS LISTED BY MAKE

BUELL-CAN-AM

BUELL CLUTCHES *Continued*

MODEL	PART NUMBER	DESCRIPTION
All 1991-'02 models -Continued	319-30-20118	Billet Aluminum Pressure Plate - Made of T6 aluminum alloy and anodized. No modifications required.
	402-30-063012	Cryo Plates - Sold Individually. Cryogenically tempered and hard anodized for abrasive wear resistance and added durability. Won't contaminate oil like typical aluminum plates. About one-third the weight of steel drive plates. Recommended for racing applications.
	607-30-10091	Scorpion Clutch Assembly - Increases clutch surface area by 100%. Features six coil springs, steel inner hub & billet aluminum pressure plate. Extra spring sets are included for multiple spring pressure options. Designed to fit into OEM type clutch basket.
	306-32-40543	Scorpion replacement Kit - Consists of friction plates and steel plates.
2003-'08 XB9R / XB12R	306-30-20015	Clutch Kit - Consists of 8 friction plates and 7 steel plates.
1125R	303-30-20125	Clutch Kit - Consists of 9 friction plates, 10 steel plates and a set of springs.

BUELL CABLES

DESCRIPTION	CABLE TYPE	PART NUMBER
*Fits 1996-98 S3, X1, S1 & M-2 models, w/ (<i>Domino Throttle</i>) Stock carb	Throttle	102-31-30012
	Idle - Stock Carb	102-31-40012
	Clutch Cable	102-31-10002
	Speedo Cable, 35" Long, 16mm Top Nut	102-30-60005
Buell Blast	Clutch Cable	102-31-10001

*1999-2000 models require stock cable to be sent to Barnett for re-work to accommodate carb conversions.

BULTACO CLUTCHES

MODEL	PART NUMBER	DESCRIPTION
All models except El Bandido & Montadero	302-20-10001	Bonded Clutch Plates - Alloy (<i>Set of 5 Plates</i>). NOTE: Many models use less than 5 plates. You can order any quantity desired.
All models except El Bandido & Montadero	501-77-06032	Clutch Springs - (Set of 6)

BULTACO CABLES

DESCRIPTION	CABLE TYPE	PART NUMBER
1971 5-speed models and all other models using <i>Bultaco No. 101-15-047A</i> . 42" casing, 3 7/8" exposed wire	Throttle	101-20-30001
350cc Pursang, Sherpa-T and all models using <i>Bultaco No. 143-15-047A</i> . 44" casing, 5" exposed wire	Throttle	101-20-30002
Fits models using <i>Bultaco No. 107-14-099A</i> . Nylon-lined	Clutch	101-20-10002
Fits models using <i>Bultaco No. 114-034/314-034</i>	Clutch And Front Brake	101-20-10001

CAN-AM CLUTCHES

MODEL	PART NUMBER	DESCRIPTION
125/175/250/T/NT MX-1/MX-3/MX-4	301-22-10001 (Specify qty.)	Bonded Clutch Plates - Alloy. Thickness: .135" (<i>See Note</i>)
370-400MX/MX-6 Qualifier/Rotax SWM TRAILS	301-22-10002 (Specify qty.)	Bonded Clutch Plates - Alloy. Thickness: .120" (<i>See Note</i>)
		NOTE: The only difference between the No. 301-22-10001 and No. 301-22-10002 clutch plates is the thickness, which has been noted. Therefore if you are in doubt of which plates to order, check the thickness. Also, models require 5, 6, or 7 plates. Check shop manuals and order accordingly.
Spyder SM5 Models thru 2012	303-30-20125	Clutch Kit - Consists of 9 friction plates, 10 steel plates and a set of springs.

ALL PRODUCTS LISTED BY MAKE

DUCATI

► **Ducati 6-Speed Dry Clutch Spring Kits Include:**

- Six heavy duty black powder coated springs
- Billet aluminum spring cups in black, gold, red or clear anodize
- Stainless steel screws

No noticeable increase in lever effort!

► **Ducati Wet Clutch Spring Kits**

- Made from chrome silicon
- Shot-peened and heat-treated
- Direct upgrade replacement spring kits



DUCATI CLUTCH SPRING KITS


MODEL	PART NUMBER	DESCRIPTION
ALL 6-Speed Dry Clutch Models	519-25-06090 (gold) 519-25-06095 (black) 519-25-06098 (red) 519-25-06099 (clear)	Set of 6 black powdercoated springs, stainless steel screws, and anodized spring cups in your choice of Gold, Black, Red or Clear.
M600 1995-01	505-40-06095	Set of 6 Springs/Cups
620 I.E./620 Sport, 2002-03	505-40-06095	Set of 6 Springs/Cups
M620, 2004-06	501-42-06111	Set of 6 Springs
695, 2007-08	501-42-06111	Set of 6 Springs
696, 2009-14	501-42-06111	Set of 6 Springs
750 I.E., 2000-02	501-44-06002	Set of 6 Springs
750SS/Sport, 1998-02	501-44-06002	Set of 6 Springs
M750, 1997-01	501-44-06002	Set of 6 Springs
796, 2010-14	501-42-06111	Set of 6 Springs
Monster 797, 2017/2019-20	501-42-06111	Set of 6 Springs
800SS/Sport, 2003-07	501-44-06002	Set of 6 Springs
M800 I.E., 2004	501-44-06002	Set of 6 Springs
M800S, 2003	501-44-06002	Set of 6 Springs
S2R 800, 2006-07	501-42-06111	Set of 6 Springs
Scrambler, 2015-16	501-41-06006	Set of 6 Springs
Scrambler (Except 62/Hashtag), 2017	501-42-06111	Set of 6 Springs
Scrambler Street Classic/Mach 2.0, 2018	501-42-06111	Set of 6 Springs
Scrambler Cafe/Desert Sled/Full Throttle, 2020	501-42-06111	Set of 6 Springs
Scrambler 800 Desert Sled/Nightshift, 2021	501-58-03076	Set of 3 Springs
Scrambler 800 ICON, 2021-22	501-42-06111	Set of 6 Springs
Scrambler 800 Desert Sled/Nightshift/Urban Motard, 2022	501-42-06111	Set of 6 Springs
Hypermotard/Hyperstrada, 2013-15	501-37-04142	Set of 4 Springs

MODEL	PART NUMBER	DESCRIPTION
Monster 821, 2015-17	501-37-04142	Set of 4 Springs
Monster 821, 2018-21	501-48-03125	Set of 3 Springs
848, 2008-15	501-48-05125	Set of 5 Springs
899 Panigale, 2014-15	501-48-05125	Set of 5 Springs
Monster 937+, 2021-22	501-82-03023	Set of 3 Springs
Multistrada V2/V2S, 2022	501-82-03023	Set of 3 Springs
Streetfighter V2, 2022	501-48-03125	Set of 3 Springs
939 Hypermotard, 2017-18	501-48-03125	Set of 3 Springs
939 Supersport, 2017-19	501-48-03125	Set of 3 Springs
Hypermotard 950, 2019	501-48-03125	Set of 3 Springs
Hypermotard 950/RVE/SP, 2021-22	501-48-03125	Set of 3 Springs
Multistrada 950, 2017-21	501-48-03125	Set of 3 Springs
Supersport 950/950 S, 2021-22	501-48-03125	Set of 3 Springs
Panigale V2, 2020-22	501-48-03125	Set of 3 Springs
959 Panigale, 2016-19	501-48-03125	Set of 3 Springs
ST3/ST3S, 2005-07	501-48-05125	Set of 5 Springs
ST4S 2005	501-48-05125	Set of 5 Springs
GT1000, 2007-10	501-48-05125	Set of 5 Springs
M1000S 2003	501-44-06002	Set of 6 Springs
SPORT 1000S, 2007-09	501-48-05125	Set of 5 Springs
Monster 1100, 2011-12	501-35-03099	Set of 3 Springs
M1100 2013	501-63-03136	Set of 3 Springs
Multistrada 1100/S, 2007-09	501-48-05125	Set of 5 Springs
Multistrada V4/V4S, 2021	501-48-03125	Set of 3 Springs
Panigale V4/V4S (1100), 2018-21	501-48-03125	Set of 3 Springs
Scrambler 1100/Sport/Special, 2018	501-48-03125	Set of 3 Springs
Scrambler 1100 Pro/Sport Pro/Tribute Pro, 2021-22	501-48-03125	Set of 3 Springs
Streetfighter V4/V4S, 2020-22	501-48-03125	Set of 3 Springs
Panigale S 1199, 2012-14	501-63-03136	Set of 3 Springs
M1200, 2014-21	501-63-03136	Set of 3 Springs
Multistrada 1200, 2010-14	501-35-03099	Set of 3 Springs
Multistrada 1200, 2015-18	501-63-03136	Set of 3 Springs
Diavel 2011-18	501-63-03136	Set of 3 Springs
Diavel 1260 2019-22	501-63-03136	Set of 3 Springs
X Diavel 2017-22	501-63-03136	Set of 3 Springs
Multistrada 1260, 2018-21	501-63-03136	Set of 3 Springs

CONTINUED ON NEXT PAGE

DUCATI

DUCATI CLUTCH KITS



Ducati Clutch Kits Include:

- Carbon Fiber or Kevlar friction plates (*wet clutches*) or RQ friction plates (*dry clutches*)
- Tempered steel drive plates

YEAR	MODEL	PART NUMBER
1995-01	M600	*306-25-10001
2002-03	620 I.E./620 Sport	*306-25-10001
2004-06	M620	*306-25-20005
2007-08	695	*306-25-20005
2009-14	696	*306-25-20005
1995-03	748/748S	*306-25-40002
2004-06	749/749S	*306-25-40002
2000-02	750 I.E.	*306-25-10001
1998-02	750SS/Sport	*306-25-10001
1997-01	M750	*306-25-10001
2010-14	796	*306-25-20005
2017	Monster 797	*306-25-20005
2018	Monster 797	*306-25-10008
2019-20	Monster 797	*306-25-20016
2003-07	800SS/Sport	*306-25-10001
2003	M800S	*306-25-10001
2004	M800 i.e.	*306-25-10001
2006-07	S2R 800	*306-25-20005
2015-16	Scrambler	*306-25-20015
2017	Scrambler (Except 62/Hashtag)	*306-25-20005
2018	Scrambler Street Classic/ Mach 2.0	*306-25-20005
2020	Scrambler Cafe/Desert Sled/ Full Throttle	*306-25-20016
2021	Scrambler 800 Desert Sled/Nightshift	*306-25-10008
2021-22	Scrambler 800 ICON	*306-25-20016
2022	Scrambler 800 Desert Sled/ Nightshift/Urban Motard	*306-25-20016
2013-14	Hypermotard/Hyperstrada	*306-25-20010
2015-17	Monster 821	*306-25-20016
2018-21	Monster 821	*306-25-10008
2008-15	848/848SF	*306-25-10003
All	851	*306-25-40002
1993-94	888	*306-25-40002
2014-15	899 Panigale	*306-25-10003
2000-02	900 I.E.	*306-25-40002
1994-02	900SS/Sport	*306-25-40002
1995-02	M900	*306-25-40002
2002	MH900E	*306-25-40002
All	907 I.E.	*306-25-40002
1995-98	916	*306-25-40002
2021-22	Monster 937+	*306-25-10020
2022	Multistrada V2/V2S	*306-25-10020
2022	Streetfighter V2	*306-25-10008
1997-03	ST2	*306-25-40002
2004	ST3	*306-25-40002
2005-07	ST3/ST3S	*306-25-10003
2017-18	Hypermotard 939/939 SP	*306-25-10008

YEAR	MODEL	PART NUMBER
2017-19	Supersport 939	*306-25-10008
2020	Supersport 939	*306-25-10019
2019	Hypermotard 950	*306-25-10008
2020	Hypermotard 950	*306-25-10019
2021-22	Hypermotard 950	*306-25-10008
2017-21	Multistrada 950	*306-25-10008
2021-22	Supersport 950/950S	*306-25-10008
2020-22	Panigale V2	*306-25-10008
2016-19	959 Panigale	*306-25-10008
1999-01	996/996S	*306-25-40002
2001-03	S4	*306-25-40002
2004-07	S4R	*306-25-40002
2006-08	S4Rs	*306-25-40002
1999-04	ST4/ST4S	*306-25-40002
2005	ST4S	*306-25-10003
2002-04	998/998S	*306-25-40002
2003-06	999/999S/999R	*306-25-40002
2004-06	1000 DS/1000s DS	*306-25-40002
2004-05	M1000 i.e.	*306-25-40002
2003	M1000S	*306-25-40002
2006-08	S2R 1000	*306-25-40002
2006	Smart 1000/Sport 1000	*306-25-40002
2004-06	SS1000	*306-25-40002
2007-10	GT1000	*306-25-10003
2007-09	SPORT 1000S	*306-25-10003
2007-08	1098/1098S	*306-25-40004
2008-09	Hypermotard 1100/S	*306-25-40004
2010-12	HM1100 Evo/SP	*306-25-40009
2009	M1100/M1100S	*306-25-40004
2007-09	Multistrada 1100/S	*306-25-10003
2010	M1100/1100S	*306-25-40009
2011-13	M1100	*306-25-10008
2010-12	Streetfighter	*306-25-40009
2020-22	Streetfighter V4/V4S	*306-25-10008
2018	Scrambler 1100/Sport/ Special	*306-25-10008
2021-22	Scrambler 1100 Pro/Sport Pro/ Tribute Pro	*306-25-10008
2018-22	Panigale V4/V4S (1100)	*306-25-10008
2009-11	1198	*306-25-40009
2012-14	1199 Panigale	*306-25-10008
2014-21	M1200	*306-25-10008
2010-18	Multistrada 1200	*306-25-10008
2011-16	Diavel	*306-25-10008
2017-18	Diavel	*306-25-10017
2019-22	Diavel 1260/S	*306-25-10008
2017-22	X Diavel/S	*306-25-10008
2018-21	Multistrada 1260	*306-25-10008
2016-17	1299 Panigale/S	*306-25-10008

*Includes Frictions/Steels

DUCATI CLUTCH COVERS for 6-Speed Dry Clutch Models

Our clutch covers are CNC precision machined from billet aluminum and are available in four different styles—original vented full cover and the half, open face, and propeller covers.



ORIGINAL VENTED COVER

BLACK	341-25-01506
RED	341-25-01806
CLEAR	341-25-01106



OPEN FACE COVER

BLACK	341-25-01512
CLEAR	341-25-01112
HARD ANODIZE	341-25-01912



HALF COVER

BLACK	341-25-02511
CLEAR	341-25-02111
HARD ANODIZE	341-25-02911



PROPELLER COVER

BLACK	341-25-01513
CLEAR	341-25-01113
HARD ANODIZE	341-25-01913

ALL PRODUCTS LISTED BY MAKE

DUCATI-GREEVES-VILLIERS

DUCATI CLUTCH BASKETS

Our patented Ducati clutch basket is CNC precision machined from billet aluminum and features stainless steel inserts for extreme wear resistance, smoother shifting, and more consistent clutch engagement. Available in red, black, or gold anodize.

PATENTED



BLACK

RED

GOLD

DUCATI CLUTCH BASKET			
Fits all 6-speed dry clutch models thru 2009	321-25-01512	321-25-01812	321-25-01012

DUCATI PRESSURE PLATES

This pressure plate is CNC precision machined from billet aluminum then anodized in your choice of black, red, or gold. All about form and function, it's designed for added protection to the clutch assembly in the event of a tip over or crash. It comes complete with control pin and bearing already installed for easy, trouble-free installation.



BLACK

RED

GOLD

DUCATI PRESSURE PLATE			
Fits all 6-speed dry clutch models thru 2009	361-25-01512	361-25-01812	361-25-01012

DUCATI CABLES

DESCRIPTION	CABLE TYPE	PART NUMBER
Fits 750/860/900 models, 32mm Dell 'Orto carbs, sport bars	Throttle	101-25-30003 (Front)
	Throttle	101-25-30004 (Rear)
Fits 750/860/900 models, 40mm Dell 'Orto carbs, sport bars.	Throttle	101-25-30005 (Front)
	Throttle	101-25-30006 (Rear)
Fits 750SS, 900SS 1972-82. 30" long, Smith gauges	Speedometer	101-25-60001
Fits 750/860GT, 900GTS 1972-80. 36" long, Smith gauges	Speedometer	101-25-60002
Fits Veglia gauges, 36" long	Speedometer	101-25-60003
Fits 'ND' Nippondenso Gauges. Also fits Moto Guzzi, Laverda and Alazzurra models. 36" long	Speedometer	101-25-60004
Fits 750/860/900 models. 34" long. Veglia Gauges	Tachometer	101-25-70002
Smith Gauges	Tachometer	101-25-70001
Fits 750 & up with touring sports bars	Clutch	101-25-10001
Fits 750 & up with clip-ons	Clutch	101-25-10002

GAS GAS CLUTCHES

YEAR	MODEL	FRIC. PLATES (QTY.)	STEEL PLATES (QTY.)	SPRING KITS	CLUTCH-KITS	REMARKS / NOTES	CLUTCH BASKET	PRESSURE PLATE
2003-11	125 2-Stroke	301-35-10017(8)	401-35-059045(7)	501-41-05006			321-35-01003	361-35-01003
2000-11	200/250/300 2-Stroke				303-99-10100*	*Complete Kit		
2010	EC 250 4-Stroke	301-90-10049(9)	401-90-047049(8)	501-32-05049	303-90-10049(K)* 303-90-20049(CF)**	*Complete Kevlar Kit **Complete CF Kit	321-90-01005	361-90-01005
2021	EC250/300 EX300/MC450F	301-48-10007(8)	401-48-055007(7) 401-48-041006(2)		306-48-10014*	*Clutch Plate Kit Includes Frictions/steels		
2021	MC250F	301-48-10007(7)	401-48-055007(6) 401-48-041006(2)		306-48-10020*	*Clutch Plate Kit		
2003-09	400/450/515 4-Stroke				303-99-10100*	*Complete Kit	321-27-01097 (08-09)	

GAS GAS OFF-ROAD CLUTCH BASKETS

MODEL/YEAR	PART #
125 EC/MC/SM (2003-11)	321-35-01003
EC 250 4-T (2010-12)	321-90-01005
400/450/515 4T (2008-09)	321-27-01097

GAS GAS BASKET CUSHIONS

MODEL/YEAR	PART #
125 EC/MC/SM (2003-11)	323-35-08241

GAS GAS OFF-ROAD PRESSURE PLATES

EC/MC/SM 125 (2003-11)	361-35-01003
EC 250 4-T (2010-12)	361-90-01005

GREEVES-VILLIERS CLUTCHES

MODEL	PART NUMBER	DESCRIPTION
Greeves Challenger MX 1, 2, 3, 4, 5, 3B, 5B, 6B	301-28-50001	Bonded Clutch Plate - Alloy

HARLEY DAVIDSON HD THROTTLE-BY-WIRE-EXTENSIONS

» THROTTLE-BY-WIRE EXTENSIONS

Installing taller handlebars on your 2008 & Later HD Bagger and need to extend the throttle-by-wire? Barnett has got you covered! These plug & play extensions make installation easy! It's that simple. No individual wires to mess with, soldering or modifications required. Extensions are available in lengths of 8", 12", 15" and 20". The 20" extension has a bare bottom end for routing through sharp bends.



- Easy plug & play installation
- No crimping or soldering required
- Available in 8", 12", 15" and 20" lengths
- Fits 2008-15 HD FL's (except SE/CVO models) and 2016-20 models using throttle-by-wire

2008-09 FL's Single harness throttle-by-wire extensions (does not fit SE or CVO models)

THROTTLE-BY-WIRE	Part #
8" extension	152-30-30008
12" extension	152-30-30012
15" extension	152-30-30015
20" extension - bare bottom end	152-30-30020

2010-15 FL's Double harness throttle-by-wire extensions (does not fit SE or CVO models)

THROTTLE-BY-WIRE	Part #
8" extension	152-30-30208
12" extension	152-30-30212
15" extension	152-30-30215
20" extension - bare bottom end	152-30-30020

All 2016-20 Models w/double harness throttle-by-wire

THROTTLE-BY-WIRE	Part #
8" extension	152-30-30308
12" extension	152-30-30312
15" extension	152-30-30315

HARLEY DAVIDSON CABLE SPACERS

» CABLE SPACER

- Easily installs at the lever or cable midway adjuster

For use with "E-Z Pull" Clutch. (Replaces EZ Pull Spacer) 2 per pack.



Chrome	111-80-28619
Black	111-80-68619



HARLEY DAVIDSON
CABLES

CROSS REFERENCE CHARTS FOR H.D. CABLES

» HARLEY-DAVIDSON CABLE PART No. CROSS REFERENCE CHART

OEM No.	BT&E No.	OEM No.	BT&E No.	OEM No.	BT&E No.	OEM No.	BT&E No.
36753-87A	101-30-10028	38699-04A	101-30-10020	56327-96	101-30-30009	56379-96	101-30-30009
36755-87A	101-30-10029	38702-05A	101-30-10041	56328-81B	101-30-40007	56379-96	101-30-30020
38599-80B	101-30-10003	38785-08	101-30-10047	56328-90	101-30-40008	56381-96	101-30-30006
38599-83A	101-30-10004	38786-08A	101-30-10049	56328-96	101-30-40009	56382-96	101-30-40006
38600-89	101-30-10010	38787-06/A	101-30-10033	56336-83	101-30-30011	56400-96	101-30-30006
38600-89A	101-30-10005	38788-06/B	101-30-10032	56337-83	101-30-40011	56401-96	101-30-40006
38601-89	101-30-10005	38789-06/B	101-30-10034	56342-88	101-30-40013	56415-06	101-30-40025
38602-92	101-30-10006	38883-08	101-30-10048	56342-90	101-30-40014	56421-06	101-30-30025
38604-90	101-30-10007	38961-10	101-30-30051	56342-96	101-30-40015	56432-98	101-30-30010
38604-90A	101-30-10010	38962-10	101-30-40025	56342-01	101-30-40012	56433-98	101-30-40010
38605-86	101-30-10008	55721-08	101-30-30051	56343-01	101-30-30012	56435-00	101-30-40022
38606-87A	101-30-10009	55722-08	101-30-40025	56343-88	101-30-30013	56436-00	101-30-30022
38607-87A	101-30-10010	55724-08	101-30-30026	56343-90	101-30-30014	56522-02	101-30-40018
38617-95	101-30-10012	55725-08	101-30-40043	56343-96	101-30-30015	56523-02	101-30-30018
38618-52	101-30-10013	55724-10	101-30-30050	56346-85	101-30-40024	56525-02	101-30-40016
38618-68C	101-30-10014	55725-10	101-30-40050	56349-85	101-30-30024	56526-02	101-30-30018
38619-57A	101-30-10001	56208-03	101-30-30010	56351-96	101-30-40009	56593-04	101-30-30023
38619-71B	101-30-10015	56215-03	101-30-40010	56355-92	101-30-40014	56594-04	101-30-40023
38619-84	101-30-10015	56237-99	101-30-41001	56351-96	101-30-40009	56633-06	101-30-30026
38619-86A	101-30-10020	56293-03	101-30-41007	56355-92	101-30-40014	56634-06	101-30-40026
38621-86A	101-30-10022	56295-03	101-30-30009	56355-96A	101-30-40038	56637-08	101-30-30049
38626-84	101-30-10016	56305-88	101-30-40001	56356-92	101-30-30014	56639-08	101-30-40049
38632-95	101-30-10012	56305-90	101-30-40002	56356-96A	101-30-30038	58650-98	101-30-30020
38639-00	101-30-10024	56305-96	101-30-40003	56357-96	101-30-30009	58651-98	101-30-41004
38656-96	101-30-10002	56306-88	101-30-30001	56357-02	101-30-30035	56781-05	101-30-30045
38647-98	101-30-10025	56306-90	101-30-30002	56358-96	101-30-41004	56782-05	101-30-41035
38649-98	101-30-10026	56306-96	101-30-30003	56358-02	101-30-41035	56812-07	101-30-30044
38661-00	101-30-10006	56308-86	101-30-30004	56359-02	101-30-41008	56816-07	101-30-40038
38662-00	101-30-10020	56308-88	101-30-30005	56360-02	101-30-30018	56884-07	101-30-30041
38663-00	101-30-10020	56309-86	101-30-40004	56361-02	101-30-40018	56885-07	101-30-40041
38664-00	101-30-10010	56309-88	101-30-40005	56362-02	101-30-40016	56934-07/A	101-30-40048
38664-07A	101-30-10039	56313-76	101-30-30901	56365-01	101-30-30019	56939-07/A	101-30-30048
38665-00	101-30-10027	56314-78	101-30-30903	56367-01	101-30-40019	56984-07	101-30-30037
38665-07/A	101-30-10040	56320-77	101-30-30901	56368-96	101-30-40017	56985-07	101-30-40037
38666-00	101-30-10007	56323-81C	101-30-40024	56375-94	101-30-40008	56987-07	101-30-41007
35666-07/A	101-30-10036	56324-81C	101-30-30024	56375-96	101-30-40009	56988-07	101-30-30042
38667-00	101-30-10005	56327-81B	101-30-30007	56376-94	101-30-30008	57010-07	101-30-40043
38667-07/A	101-30-10035	56327-90	101-30-30008	56376-02	101-30-30016	57011-07	101-30-30026
38667-08A	101-30-10046						



**HARLEY DAVIDSON
BRAKE LINES**

HARLEY DAVIDSON CABLE ASSEMBLIES AND BRAKE LINES

CABLE CASINGS

106 -



PLATINUM SERIES BRIGHT
with Clear-Coat

102 -



STAINLESS BRAID
with Clear-Coat

101 -



CLASSIC BLACK VINYL

131 -



BLACK ON BLACK



All 1987 & later Harley Davidson clutch cables come standard with the High-Efficiency inner wire.

CABLES

Choose casing type by adding prefix to your product number

TRADITIONAL BLACK = 101-30-**

STEALTH SERIES = 131-30-**

STAINLESS STEEL = 102-30-**

PLATINUM SERIES = 106-30-**

» BIG TWIN MODELS

	THROTTLE	IDLE	IDLE/SW	CLUTCH
ELF (with mousetrap) 1952				10013
FL models with mousetrap 1952-67				10013
FL models with 4-speed transmissions 1968-71	30903			10014
FL models with 4-speed transmissions 1972-75	30903			10014
FL models with 4-speed transmissions 1976-80	30901			10014
FL models with 4-speed transmissions 1981	30024	40024		10014
FL models with 4-speed transmissions 1982-84	30024	40024		10014
FLD (96&103) 2012-14	30025	40025		10032
FLD (96&103) 2015-16	30025	40025		10032
FLDE 2018-20	ELEC	ELEC		10063*
FLFB 2018-20				10061*
FLFBS & ANV 2018-21				10061*
FLFBS ANX 2018				10061*
FLHC 2018-21				10062*
FLHCS & ANV 2018-21				10062*
FLHP 2008	ELEC	ELEC		10046
FLHP 2009-11	ELEC	ELEC		10046
FLHP 2012-13	ELEC	ELEC		10046
FLHP 2014-16	ELEC	ELEC		10046
FLHP 2017-18	ELEC	ELEC		HYD
FLHP 2021	ELEC	ELEC		10068*
FLHPE 2007	30009		41007	10035
FLHPE 2008	ELEC	ELEC		10046
FLHPE 2009-11	ELEC	ELEC		10046
FLHPEI 2002-05	30035		41035	10005
FLHPEI 2006	30009		41007	10005
FLHR 1994-95	30008	40008		10005
FLHR 1996	30009	40009		10005
FLHR 1997-2001	30009	40009		10005
FLHR 2002-06	30016	40016	41001	10005
FLHR 2007	30016		41001	10035
FLHR (103) 2008	ELEC	ELEC		10046
FLHR (103) 2009-13	ELEC	ELEC		10046
FLHR ANV (103) 2013	ELEC	ELEC		10046
FLHR (103) 2015	ELEC	ELEC		10046
FLHR 2016	ELEC	ELEC		10046
FLHR 2017-20	ELEC	ELEC		HYD
FLHR 2021	ELEC	ELEC		10067*
TLE/FLHR, TLE/FLHRC 2009	ELEC	ELEC		10046
FLHR-I 1996	30020	40017	41004	10005
FLHR-I 1997-2001	30020	40017	41004	10005

* NOTE: This cable is made with a BTE adjuster and is not a self-adjusting cable.

256 -
BRAKE LINE CASINGS

256 -




PLATINUM SERIES BRIGHT
with Clear-Coat

252 -



STAINLESS BRAID
with Clear-Coat

251 -



CLASSIC BLACK VINYL

253 -



BLACK ON BLACK

NON-ABS LINES

ABS LINES

Choose casing type by adding prefix to your product number

TRADITIONAL BLACK = 251-30-**

STAINLESS STEEL = 252-30-**

STEALTH SERIES = 253-30-**

PLATINUM SERIES = 256-30-**

» BIG TWIN MODELS

	FRONT BRAKE	REAR BRAKE	CLUTCH	FRONT TOP BRAKE	COMPLETE	REAR BRAKE
ELF (with mousetrap) 1952						
FL models with mousetrap 1952-67						
FL models with 4-speed transmissions 1968-71						
FL models with 4-speed transmissions 1972-75	11206					
FL models with 4-speed transmissions 1976-80	11206					
FL models with 4-speed transmissions 1981	11206					
FL models with 4-speed transmissions 1982-84						
FLD (96&103) 2012-14	11076					
FLD (96&103) 2015-16						
FLDE 2018-20				51323		
FLFB 2018-20						
FLFBS & ANV 2018-21						
FLFBS ANX 2018						
FLHC 2018-21				51322		
FLHCS & ANV 2018-21				51322		
FLHP 2008	13091			51091	54091	
FLHP 2009-11	13091			51102	54102	
FLHP 2012-13				51102	54102	
FLHP 2014-16				51127		
FLHP 2017-18			31117	51127		
FLHP 2021				51127		
FLHPE 2007	13049					
FLHPE 2008	13091			51091		
FLHPE 2009-11	13091			51101	54102	
FLHPEI 2002-05	13049					
FLHPEI 2006	13049					
FLHR 1994-95	13049		31067			
FLHR 1996	13049		31067			
FLHR 1997-2001	13049		31067			
FLHR 2002-06	13049		31067			
FLHR 2007	13049		31068			
FLHR (103) 2008	13091			51091	54091	
FLHR (103) 2009-13	13091			51102	54102	
FLHR ANV (103) 2013	13091			51102	54102	
FLHR (103) 2015	13091			51127		
FLHR 2016				51127		
FLHR 2017-20			31117	51127		
FLHR 2021				51127		
TLE/FLHR, TLE/FLHRC 2009						
FLHR-1 1996	13049		31067			
FLHR-1 1997-2001	13049		31067			

HARLEY DAVIDSON CABLE ASSEMBLIES AND BRAKE LINES



All 1987 & later Harley Davidson clutch cables come standard with the High-Efficiency inner wire.

CABLES

Choose casing type by adding prefix to your product number

TRADITIONAL BLACK = 101-30-**-**

STAINLESS STEEL = 102-30-**-**

STEALTH SERIES = 131-30-**-**

PLATINUM SERIES = 106-30-**-**

» BIG TWIN MODELS

	THROTTLE	IDLE	IDLE/SW	CLUTCH
FLHR-I 2002-06	30016	40016	41002	10005
FLHRC-I 1998	30017	40017	41004	10005
FLHRC-I 1999-01	30017	40017	41004	10005
FLHRC-I 2002-06	30016		41004	10005
FLHRC 2007	30016		41001	10035
FLHRC (103) 2008	ELEC	ELEC		10046
FLHRC (103) 2009-13	ELEC	ELEC		10046
FLHRC 2014-16	ELEC	ELEC		10046
FLHRC 2017-18	ELEC	ELEC		HYD
FLHRP 1996	30009	40009		10005
FLHRP 1997-2001	30009	40009		10005
FLHRS, FLHRS-I, 2004-06	30009	40901	41007	10005
FLHRS 2007	30009		41007	10035
FLHR-SE 2007	30042		41007	HYD
FLHR-SE 2008	ELEC	ELEC		HYD
FLHR-SE 2013	ELEC	ELEC		HYD
FLHR-SE 2014	ELEC	ELEC		HYD
FLHRXS 2018-20	ELEC	ELEC		HYD
FLHRXS 2021	ELEC	ELEC		10067*
FLHS late 1987 thru '88	30007	40007		10010
FLHS 1989	30007	40007		10005
FLHS 1990-91	30008	40008		10005
FLHS 1992-94	30008	40008		10005
FLHT 1983	30024	40024		10004
FLHT 1984-86	30007	40007		10004
FLHT 1987-89	30007	40007		10010
FLHT 1990-92	30008	40008		10005
FLHT 1993-95	30008	40008		10005
FLHT 1996	30009	40009		10005
FLHT 1997-01	30009	40009		10005
FLHT 2002	30016	40016	41001	10005
FLHT 2003-05	30018	40016	41001	10005
FLHT-I 2005-06	30018	40016	41001	10005
FLHT 2007	30035		41035	10035
FLHT 2008	ELEC	ELEC		10046
FLHT 2009-10	ELEC	ELEC		10046
FLHT 2020	ELEC	ELEC		HYD
FLHT 2021	ELEC	ELEC		10066*
TLE/FLHT 2009	ELEC	ELEC		10046
FLHTC 1983	30024	40024		10004
FLHTC 1984-85	30007	40007		10004
FLHTC 1986	30007	40007		10004
FLHTC 1987-88	30007	40007		10010
FLHTC 1989	30007	40007		10005
FLHTC 1990-91	30008	40008		10005
FLHTC 1992-95	30008	40008		10005
FLHTC 1996	30009	40009		10005
FLHTC 1997-01	30009	40009		10005
FLHTC 2002-05	30018	40018	41001	10005
FLHTC 2006	30035		41035	10005

* NOTE: This cable is made with a BTE adjuster and is not a self-adjusting cable.

NON-ABS LINES

ABS LINES

Choose casing type by adding prefix to your product number

TRADITIONAL BLACK = 251-30-**

STAINLESS STEEL = 252-30-**

STEALTH SERIES = 253-30-**

PLATINUM SERIES = 256-30-**

» BIG TWIN MODELS

	FRONT BRAKE	REAR BRAKE	CLUTCH	FRONT TOP BRAKE	COMPLETE	REAR BRAKE
FLHR-I 2002-06	13049		31067			
FLHRC-I 1998	13049					
FLHRC-I 1999-01	13049					
FLHRC-I 2002-06	13049					
FLHRC 2007	13049					
FLHRC (103) 2008	13091			51091		
FLHRC (103) 2009-13	13091			51102		
FLHRC 2014-16				51127		
FLHRC 2017-18			31117	51127		
FLHRP 1996						
FLHRP 1997-2001						
FLHRS, FLHRS-I, 2004-06	13070					
FLHRS 2007	13070					
FLHR-SE 2007	13049		31068			
FLHR-SE 2008			31067			
FLHR-SE 2013			31117			
FLHR-SE 2014			31130			
FLHRXS 2018-20			31117	51127		
FLHRXS 2021				51127		
FLHS late 1987 thru '88	13033					
FLHS 1989	13033					
FLHS 1990-91	13033					
FLHS 1992-94	13033					
FLHT 1983						
FLHT 1984-86						
FLHT 1987-89	13033		31067			
FLHT 1990-92	13033					
FLHT 1993-95	13033					
FLHT 1996	13033					
FLHT 1997-01	13033					
FLHT 2002	13033					
FLHT 2003-05	13033					
FLHT-I 2005-06	13033		31067			
FLHT 2007	13033		31068			
FLHT 2008	13091			51099	54099	
FLHT 2009-10	13091			51102	54102	
FLHT 2020			31117	51127		
FLHT 2021				51127		
TLE/FLHT 2009	13091			51102	54102	
FLHTC 1983						
FLHTC 1984-85	13033					
FLHTC 1986	13033					
FLHTC 1987-88	13033		31067			
FLHTC 1989	13033					
FLHTC 1990-91	13033					
FLHTC 1992-95	13033					
FLHTC 1996	13033					
FLHTC 1997-01	13033					
FLHTC 2002-05	13033					
FLHTC 2006	13033		31067			

CONTINUED ON NEXT PAGE

HARLEY DAVIDSON CABLE ASSEMBLIES AND BRAKE LINES



All 1987 & later Harley Davidson clutch cables come standard with the High-Efficiency inner wire.

CABLES

Choose casing type by adding prefix to your product number

TRADITIONAL BLACK = 101-30-**

STAINLESS STEEL = 102-30-**

STEALTH SERIES = 131-30-**

PLATINUM SERIES = 106-30-**

» BIG TWIN MODELS

	THROTTLE	IDLE	IDLE/SW	CLUTCH
FLHTC 2007	30035		41035	10035
FLHTC (103) 2008	ELEC	ELEC		10046
FLHTC (103) 2009-13	ELEC	ELEC		10046
TLE/FLHTC 2009	ELEC	ELEC		10046
FLHTCU 1989	30007	40007		10005
FLHTCU 1990-91	30008		41003	10005
FLHTCU 1992-95	30008		41003	10005
FLHTCU 1996	30009	40009		10005
FLHTCU 1997-00	30009	40009	41004	10005
FLHTCU-I 1996	30017	40017	41004	10005
FLHTCU-I 1997-01	30017	40017	41004	10005
FLHTCU-I 1998-01 Sidecar	30020	40017	41004	10026
FLHTCU-I 2002-06	30016	40016	41002	10005
FLHTCU 2007	30035		41035	10035
FLHTCU 2008	ELEC	ELEC		10046
FLHTCU 2009-13	ELEC	ELEC		10046
FLHTCU 2014-16	ELEC	ELEC		HYD
FLHTCU 2017-19	ELEC	ELEC		HYD
FLHTCU TC 2014-16	ELEC	ELEC		HYD
FLHTCUL 2015-16	ELEC	ELEC		HYD
FLHTCUL TC 2015-16	ELEC	ELEC		HYD
TLEU/FLHTCU 2009	ELEC	ELEC		10046
FLHTCUTG 2009-13 TRIKE	ELEC	ELEC		10046
FLHTCUTG ANV 2013 TRIKE	ELEC	ELEC		10046
FLHTCUTG 2014-16 TRIKE	ELEC	ELEC		HYD
FLHTCUTG 2017-20 TRIKE	ELEC	ELEC		HYD
FLHTCUTG 2021 TRIKE	ELEC	ELEC		10066*
FLHTCU-SE 2006	30045		41035	HYD
FLHTCU-SE 2007	30045		41035	HYD
FLHTCU-SE 2008-12	ELEC	ELEC		HYD
FLHTCU-SE 2013	ELEC	ELEC		HYD
FLHTC-I 1996	30017	40017	41004	10005
FLHTC-I 1997-01	30017	40017	41004	10005
FLHTC-I 2002-06	30035		41035	10005
FLHTC-SE 2004-05	30016		41002	
FLHTK 2010-13	ELEC	ELEC		10046
FLHTK ANV 2013	ELEC	ELEC		10046
FLHTK 2014 CVO LIMITED	ELEC	ELEC		HYD
FLHTK 2014-16 ULTRA LIMITED	ELEC	ELEC		HYD
FLHTK, ANV & SHRINE 2017-20	ELEC	ELEC		HYD
FLHTK, ANV & SHRINE 2021	ELEC	ELEC		10066*
FLHTK SE 2014-16	ELEC	ELEC		HYD
FLHTK SE 2017-18	ELEC	ELEC		HYD
FLHTKL 2015-16	ELEC	ELEC		HYD
FLHTKL 2017-19	ELEC	ELEC		HYD
FLHTP 2007	30035		41035	10035
FLHTP 2008	ELEC	ELEC		10046
FLHTP 2009-11	ELEC	ELEC		10046
FLHTP 2012-13	ELEC	ELEC		10046
FLHTP 2014-16	ELEC	ELEC		HYD

* NOTE: This cable is made with a BTE adjuster and is not a self-adjusting cable.

NON-ABS LINES

ABS LINES

Choose casing type by adding prefix to your product number

TRADITIONAL BLACK = 251-30-**

STAINLESS STEEL = 252-30-**

STEALTH SERIES = 253-30-**

PLATINUM SERIES = 256-30-**

» BIG TWIN MODELS

	FRONT BRAKE	REAR BRAKE	CLUTCH	FRONT TOP BRAKE	COMPLETE	REAR BRAKE
FLHTC 2007	13033		31068			
FLHTC (103) 2008	13091			51049	54099	
FLHTC (103) 2009-13	13091			51102	54102	
TLE/FLHTC 2009						
FLHTCU 1989	13033					
FLHTCU 1990-91	13033					
FLHTCU 1992-95	13033					
FLHTCU 1996	13033					
FLHTCU 1997-00	13033					
FLHTCU-I 1996	13033					
FLHTCU-I 1997-01	13033					
FLHTCU-I 1998-01 Sidecar						
FLHTCU-I 2002-06	13033					
FLHTCU 2007	13033					
FLHTCU 2008	13091			51091	54091	
FLHTCU 2009-13	13091			51102	54102	
FLHTCU 2014-16			31127	51127		
FLHTCU 2017-19			31117	51127		
FLHTCU TC 2014-16			31127	51127		
FLHTCUL 2015-16			31127	51127		
FLHTCUL TC 2015-16			31127	51127		
TLEU/FLHTCU 2009	13091			51102	54102	
FLHTCUTG 2009-13 TRIKE						
FLHTCUTG ANV 2013 TRIKE						
FLHTCUTG 2014-16 TRIKE			31127			
FLHTCUTG 2017-20 TRIKE			31117			
FLHTCUTG 2021 TRIKE						
FLHTCU-SE 2006			31067			
FLHTCU-SE 2007			31068			
FLHTCU-SE 2008-12			31067			
FLHTCU-SE 2013			31128			
FLHTC-I 1996	13033					
FLHTC-I 1997-01	13033					
FLHTC-I 2002-06	13033					
FLHTC-SE 2004-05						
FLHTK 2010-13				51102	54102	
FLHTK ANV 2013				51102	54102	
FLHTK 2014 CVO LIMITED			31127			
FLHTK 2014-16 ULTRA LIMITED			31127	51127		
FLHTK, ANV & SHRINE 2017-20			31117	51127		
FLHTK, ANV & SHRINE 2021				51127		
FLHTK SE 2014-16			31127			
FLHTK SE 2017-18			31117			
FLHTKL 2015-16			31127	51127		
FLHTKL 2017-19			31117	51127		
FLHTP 2007	13033					
FLHTP 2008	13091			51099	54099	
FLHTP 2009-11	13091			51102	54102	
FLHTP 2012-13				51102	54102	
FLHTP 2014-16			31127	51127		

CONTINUED ON NEXT PAGE

HARLEY DAVIDSON CABLE ASSEMBLIES AND BRAKE LINES



All 1987 & later Harley Davidson clutch cables come standard with the High-Efficiency inner wire.

CABLES

Choose casing type by adding prefix to your product number

TRADITIONAL BLACK = 101-30-**

STAINLESS STEEL = 102-30-**

STEALTH SERIES = 131-30-**

PLATINUM SERIES = 106-30-**

» BIG TWIN MODELS

	THROTTLE	IDLE	IDLE/SW	CLUTCH
FLHTP 2017-18	ELEC	ELEC		HYD
FLHTP 2021	ELEC	ELEC		10066*
FLHTPI 2002-04	30035		41035	10005
FLHTPI 2005-06	30035		41035	10005
FLHX, FLHX-I 2006	30035		41035	10005
FLHX 2007	30035		41035	10035
FLHX 2008	ELEC	ELEC		10046
FLHX/TLE 2009 SIDECAR	ELEC	ELEC		10046
FLHX 2009-13	ELEC	ELEC		10046
FLHX 2014-16	ELEC	ELEC		HYD
FLHX & ANV 2017-20	ELEC	ELEC		HYD
FLHX 2021	ELEC	ELEC		10066*
FLHXS 2014-16	ELEC	ELEC		HYD
FLHXS & ANX 2017-19	ELEC	ELEC		HYD
FLHXS 2021	ELEC	ELEC		10066*
FLHX SE 2010-12	ELEC	ELEC		HYD
FLHX SE 2013	ELEC	ELEC		HYD
FLHX SE 2015-16	ELEC	ELEC		HYD
FLHX SE 2017-18	ELEC	ELEC		HYD
FLHXXX 2010-11 TRIKE	ELEC	ELEC		10046
FLRT 2015-16 TRIKE	ELEC	ELEC		HYD
FLRT 2017-18 TRIKE	ELEC	ELEC		HYD
FLRT 2019-20 TRIKE	ELEC	ELEC		HYD
FLRT 2021 TRIKE	ELEC	ELEC		10067*
FLS 2012-14	30012	40012		10039
FLS 2015	30012	40012		10054
FLS 2016-17	ELEC	ELEC		10054
FLSB 2018	ELEC	ELEC		10063*
FLSB 2019-21	ELEC	ELEC		10060*
FLSL 2018-21	ELEC	ELEC		10060*
FLSS 2016	ELEC	ELEC		HYD
FLSS 2017	ELEC	ELEC		HYD
FLST 1986	30024	40024		10008
FLST 1987-89	30024	40024		10010
FLST 1990	30014	40014		10010
FLST 2006	30012	40012		10007
FLST 2008-10	30048	40048		10036
FLST-SE 2010	30050	40050		HYD
FLST-SE 2011-12	ELEC	ELEC		HYD
FLSTC 1987-89	30024	40024		10010
FLSTC 1990-95	30014	40014		10010
FLSTC 1996-99	30015	40015		10010
FLSTC 2000	30015	40015		10007
FLSTC, FLSTC- I 2001-06	30012	40012		10007
FLSTC 2007	30012	40012		10036
FLSTC 2008	30012	40012		10036
FLSTC 2009-10	30048	40048		10036
FLSTC (96&103) 2011-13	30048	40048		10036
FLSTC ANV 2013	30048	40048		10036
FLSTC 2014	30048	40048		10036

* NOTE: This cable is made with a BTE adjuster and is not a self-adjusting cable.

NON-ABS LINES

ABS LINES

Choose casing type by adding prefix to your product number

TRADITIONAL BLACK = 251-30-**

STAINLESS STEEL = 252-30-**

STEALTH SERIES = 253-30-**

PLATINUM SERIES = 256-30-**

» BIG TWIN MODELS

	FRONT BRAKE	REAR BRAKE	CLUTCH	FRONT TOP BRAKE	COMPLETE	REAR BRAKE
FLHTP 2017-18			31117	51127		
FLHTP 2021				51127		
FLHTPI 2002-04	13033					
FLHTPI 2005-06	13033					
FLHX, FLHX-I 2006	13033					
FLHX 2007	13033					
FLHX 2008	13091			51099	54099	
FLHX/TLE 2009 SIDECAR	13091			51102	54102	
FLHX 2009-13	13091			51102	54102	
FLHX 2014-16			31127	51127		
FLHX & ANV 2017-20			31117	51127		
FLHX 2021				51127		
FLHXS 2014-16			31127	51127		
FLHXS & ANX 2017-19			31117	51127		
FLHXS 2021				51127		
FLHX SE 2010-12			31067			
FLHX SE 2013			31130			
FLHX SE 2015-16			31127			
FLHX SE 2017-18			31117			
FLHXXX 2010-11 TRIKE	13091					
FLRT 2015-16 TRIKE						
FLRT 2017-18 TRIKE			31117			
FLRT 2019-20 TRIKE						
FLRT 2021 TRIKE						
FLS 2012-14	11072			51116		
FLS 2015				51137		
FLS 2016-17				51137		
FLSB 2018						
FLSB 2019-21						
FLSL 2018-21	11614			51742		
FLSS 2016				51137		
FLSS 2017				51137		
FLST 1986						
FLST 1987-89	11001					
FLST 1990	11001					
FLST 2006	11101					
FLST 2008-10	11001					
FLST-SE 2010						
FLST-SE 2011-12			31069			
FLSTC 1987-89	11001					
FLSTC 1990-95	11001					
FLSTC 1996-99	11001					
FLSTC 2000	11101					
FLSTC, FLSTC- I 2001-06	11101					
FLSTC 2007	11101					
FLSTC 2008	11001					
FLSTC 2009-10	11101					
FLSTC (96&103) 2011-13	11101					
FLSTC ANV 2013	11101					
FLSTC 2014						

CONTINUED ON NEXT PAGE

HARLEY DAVIDSON CABLE ASSEMBLIES AND BRAKE LINES



All 1987 & later Harley Davidson clutch cables come standard with the High-Efficiency inner wire.

CABLES

Choose casing type by adding prefix to your product number

TRADITIONAL BLACK = 101-30-**

STEALTH SERIES = 131-30-**

STAINLESS STEEL = 102-30-**

PLATINUM SERIES = 106-30-**

» BIG TWIN MODELS

	THROTTLE	IDLE	IDLE/SW	CLUTCH
FLSTC (96&103) 2015	30048	40048		10055
FLSTC 2016-17	ELEC	ELEC		10055
FLSTF 1990-95	30014	40014		10010
FLSTF 1996-1999	30015	40015		10010
FLSTF 2000	30015	40015		10007
FLSTF, FLSTF-I 2001-06	30012	40012		10007
FLSTF 2007	30012	40012		10036
FLSTF (96&103) 2008-10	30012	40012		10039
FLSTF (96&103) 2011	30012	40012		10039
FLSTF (96&103) 2012-13	30012	40012		10039
FLSTF (96&103) 2014	30012	40012		10039
FLSTF (96&103) 2015	30012	40012		10054
FLSTF 2016-17	ELEC	ELEC		10054
FLSTF-SE 2005-06	30012	40012		HYD
FLSTFB 2008-10	30048	40048		10048
FLSTFB 2011	30048	40048		10048
FLSTFB (96&103) 2012-13	30012	40012		10039
FLSTFB ANV (96&103) 2013	30012	40012		10039
FLSTFB (96&103) 2014	30012	40012		10039
FLSTFB (96&103) 2015	30012	40012		10054
FLSTFB 2016-17	ELEC	ELEC		10054
FLSTFBS 2016	ELEC	ELEC		HYD
FLSTFBS 2017	ELEC	ELEC		HYD
FLSTN 1993-95	30014	40014		10010
FLSTN 1996	30015	40015		10010
FLSTN, FLSTN-I 2005-06	30012	40012		10007
FLSTN 2007	30012	40012		10039
FLSTN 2008-10	30012	40012		10039
FLSTN 2011-13	30012	40012		10039
FLSTN (96&103) 2014	30012	40012		10039
FLSTN (96&103) 2015	30012	40012		10054
FLSTN 2016-17	ELEC	ELEC		10054
FLSTS 1997-1999	30015	40015		10010
FLSTS 2000	30015	40015		10007
FLSTS, FLSTS-I 2001-03	30012	40012		10007
FLSTSC, FLSTSC-I 2005-06	30012	40012		10007
FLSTSC 2007	30012	40012		10036
FLT 1980	30901			10003
FLT 1981	30007	40007		10003
FLT 1982	30024	40024		10003
FLT 1983	30024	40024		10004
FLT 1984-86	30007	40007		10004
FLTC 1981	30024	40024		10014
FLTC 1982	30024	40024		10003
FLTC 1983	30024	40024		10004
FLTC 1984-85	30007	40007		10004
FLTC 1986	30007	40007		10004
FLTC 1987-88	30007	40007		10010
FLTC 1989	30007	40007		10005

NON-ABS LINES

ABS LINES

Choose casing type by adding prefix to your product number

TRADITIONAL BLACK = 251-30-**

STAINLESS STEEL = 252-30-**

STEALTH SERIES = 253-30-**

PLATINUM SERIES = 256-30-**

» BIG TWIN MODELS

	FRONT BRAKE	REAR BRAKE	CLUTCH	FRONT TOP BRAKE	COMPLETE	REAR BRAKE
FLSTC (96&103) 2015				51299		
FLSTC 2016-17				51299		
FLSTF 1990-95	11001					
FLSTF 1996-1999	11001					
FLSTF 2000	11101					
FLSTF, FLSTF-I 2001-06	11101					
FLSTF 2007	11101					
FLSTF (96&103) 2008-10	11001					
FLSTF (96&103) 2011	11001					
FLSTF (96&103) 2012-13	11072					
FLSTF (96&103) 2014						
FLSTF (96&103) 2015				51319		
FLSTF 2016-17				51319		
FLSTF-SE 2005-06			31069			
FLSTFB 2008-10	11071					
FLSTFB 2011	11071					
FLSTFB (96&103) 2012-13	11072			51116		
FLSTFB ANV (96&103) 2013	11072			51116		
FLSTFB (96&103) 2014				51116		
FLSTFB (96&103) 2015				51319		
FLSTFB 2016-17				51319		
FLSTFBS 2016				51319		
FLSTFBS 2017				51319		
FLSTN 1993-95	11001					
FLSTN 1996	11001					
FLSTN, FLSTN-I 2005-06	11072					
FLSTN 2007	11072					
FLSTN 2008-10	11072					
FLSTN 2011-13	11072			51116		
FLSTN (96&103) 2014				51116		
FLSTN (96&103) 2015				51300		
FLSTN 2016-17				51300		
FLSTS 1997-1999	11055					
FLSTS 2000	11055					
FLSTS, FLSTS-I 2001-03	11055					
FLSTSC, FLSTSC-I 2005-06	11071					
FLSTSC 2007	11071					
FLT 1980						
FLT 1981						
FLT 1982						
FLT 1983						
FLT 1984-86						
FLTC 1981						
FLTC 1982						
FLTC 1983						
FLTC 1984-85	13033					
FLTC 1986	13033					
FLTC 1987-88	13033					
FLTC 1989	13033					

CONTINUED ON NEXT PAGE

HARLEY DAVIDSON CABLE ASSEMBLIES AND BRAKE LINES



All 1987 & later Harley Davidson clutch cables come standard with the High-Efficiency inner wire.

CABLES

Choose casing type by adding prefix to your product number

TRADITIONAL BLACK = 101-30-**-**

STAINLESS STEEL = 102-30-**-**

STEALTH SERIES = 131-30-**-**

PLATINUM SERIES = 106-30-**-**

» BIG TWIN MODELS

	THROTTLE	IDLE	IDLE/SW	CLUTCH
FLTC 1990-91	30008	40008		10005
FLTC 1992	30008	40008		10005
FLTCU 1989	30007	40007		10005
FLTCU 1990-91	30008	40008		10005
FLTCU 1992-95	30008	40008		10005
FLTCU 1997	30009	40009		10005
FLTCU-I 1996-97	30017	40017	41004	10005
FLTR, 1998-01	30009	40009		10005
FLTR 2002-03	30018	40018	41008	10005
FLTR-I, 1998-99	30020	40017	41004	10005
FLTR-I 2000-01	30017	40017	41004	10005
FLTR-I 2002-06	30016	40016	41002	10005
FLTR 2007	30035		41035	10035
FLTR 2008	ELEC	ELEC		10046
FLTR 2009	ELEC	ELEC		10046
TLE/FLTR 2009	ELEC	ELEC		10046
FLTRSE 2009	ELEC	ELEC		
FLTRK 2020	ELEC	ELEC		
FLTRK 2021	ELEC	ELEC		10068
FLTRU 2011-13	ELEC	ELEC		10046
FLTRU 2016	ELEC	ELEC		
FLTRU 2017-19	ELEC	ELEC		
FLTRUSE 2011	ELEC	ELEC		
FLTRUSE 2015-16	ELEC	ELEC		HYD
FLTRX (103) 2010-13	ELEC	ELEC		10046
FLTRX 2015-16	ELEC	ELEC		
FLTRX 2017-20	ELEC	ELEC		
FLTRX 2021	ELEC	ELEC		10068*
FLTRXS 2015-16	ELEC	ELEC		
FLTRXS 2016-20	ELEC	ELEC		
FLTRXS 2021	ELEC	ELEC		10068*
FLTRXSE 2012	ELEC	ELEC		
FLTRXSE 2018	ELEC	ELEC		
FLTRXSE 2021	ELEC	ELEC		
FX 1971-75	30903			10014
FX 1976-78	30901			10014
FXB 1980	30901			10014
FXB 1981	30024	40024		10014
FXB 1982	30024	40024		10014
FXBB 2018-20	ELEC	ELEC		10061*
FXBBS 2021	ELEC	ELEC		10061*
FXBR 2018-19	ELEC	ELEC		10060*
FXBRS & ANNIV. 2018-21	ELEC	ELEC		10060*
FXCW 2008-09	30012	40012		10036
FXCWC 2008-10	30012	40012		10036
FXCWC 2011	30012	40012		10036
FXD 1995	30014	40014		10006
FXD 1996-1999	30015	40015		10006
FXD 2000-05	30015	40015		10007
FXDB 1991	30014	40014		10010

* NOTE: This cable is made with a BTE adjuster and is not a self-adjusting cable.

NON-ABS LINES

ABS LINES

Choose casing type by adding prefix to your product number

TRADITIONAL BLACK = 251-30-**

STAINLESS STEEL = 252-30-**

STEALTH SERIES = 253-30-**

PLATINUM SERIES = 256-30-**

» BIG TWIN MODELS

	FRONT BRAKE	REAR BRAKE	CLUTCH	FRONT TOP BRAKE	COMPLETE	REAR BRAKE
FLTC 1990-91	13033					
FLTC 1992	13033					
FLTCU 1989	13033					
FLTCU 1990-91	13033					
FLTCU 1992-95	13033					
FLTCU 1997	13033					
FLTCU-I 1996-97	13033					
FLTR, 1998-01	13049					
FLTR 2002-03	13049					
FLTR-I, 1998-99	13049					
FLTR-I 2000-01	13049					
FLTR-I 2002-06	13049					
FLTR 2007	13049					
FLTR 2008	13091			51099	54099	
FLTR 2009	13091			51102	54102	
TLE/FLTR 2009						
FLTRSE 2009			31067			
FLTRK 2020			31117	51131		
FLTRK 2021				51132		
FLTRU 2011-13				51102	54102	
FLTRU 2016			31131	51131		
FLTRU 2017-19			31117	51131		
FLTRUSE 2011			31067			
FLTRUSE 2015-16						
FLTRX (103) 2010-13	13091			51102	54102	
FLTRX 2015-16			31127	51132		
FLTRX 2017-20			31117	51132		
FLTRX 2021				51132		
FLTRXS 2015-16			31127	51132		
FLTRXS 2016-20			31117	51132		
FLTRXS 2021				51132		
FLTRXSE 2012			31067			
FLTRXSE 2018			31130	51132		
FLTRXSE 2021				51132		
FX 1971-75						
FX 1976-78						
FXB 1980						
FXB 1981						
FXB 1982						
FXBB 2018-20						
FXBBS 2021	11606			51322		
FXBR 2018-19						
FXBRS & ANNIV. 2018-21				51601		
FXCW 2008-09	11096					
FXCWC 2008-10	11096					
FXCWC 2011	11096					
FXD 1995						
FXD 1996-1999	11188					
FXD 2000-05	11042					
FXDB 1991	13039					

CONTINUED ON NEXT PAGE

HARLEY DAVIDSON CABLE ASSEMBLIES AND BRAKE LINES



All 1987 & later Harley Davidson clutch cables come standard with the High-Efficiency inner wire.

CABLES

Choose casing type by adding prefix to your product number

TRADITIONAL BLACK = 101-30-**

STAINLESS STEEL = 102-30-**

STEALTH SERIES = 131-30-**

PLATINUM SERIES = 106-30-**

» BIG TWIN MODELS

	THROTTLE	IDLE	IDLE/SW	CLUTCH
FXDB 1992	30014	40014		10006
FXDB (96&103) 2006-07	30038	40038		10034
FXDB (96&103) 2008-11	30038	40038		10034
FXDB (96&103) 2012-17	30038	40038		10034
FXDBB (96&103) 2014	30026	40026		10047
FXDBB (96&103) 2015 DRAG-BAR	30026	40026		10047
FXDBB (96&103) 2015 MINI APE	30038	40038		10034
FXDBC 2016	30038	40038		10047
FXDBC (103) 2016	30026	40026		10047
FXDBP 2013-16 PULL-BACK OPTION	30025	40025		10032
FXDBP 2013-16 DRAG BAR OPTION	30026	40026		10047
FXDBP 2013-16 MINI APE OPTION	30038	40038		10034
FXD-I35 2006	30025	40025		10033
FXDC 1992	30014	40014		10006
FXDC 2005	30015	40015		10007
FXDC-I -2005	30038	40038		10007
FXDC-I 2006	30026	40026		10033
FXDC-I 2007	30025	40025		10032
FXDC-I (96&103) 2008-14	30025	40025		10032
FXDC ANV 2013	30025	40025		10032
FXDG late 1983	30024	40024		10014
FXD-I, 2004-05	30015	40015		10007
FXD-I 2006	30026	40026		10033
FXD 2007	30026	40026		10033
FXD 2008-10	30026	40026		10033
FXDF (96&103) 2008-17	30026	40026		10047
FXDFSE 2009	30051	40025		HYD
FXDFSE 2010	30051	40025		HYD
FXDL 1992-95	30014	40014		10006
FXDL 1996-99	30015	40015		10006
FXDL 2000	30015	40015		10006
FXDL 2001-05	30015	40015		10007
FXDL-I, 2004-05	30015	40015		10007
FXDL-I 2006-07	30025	40025		10032
FXDL-I (96) 2008-13	30025	40025		10032
FXDL (96&103) 2014-17	30025	40025		10056
FXDLS 2017	ELEC	ELEC		10047
FXDRS 2019-20				10063*
FXDS 1993-95	30014	40014		10006
FXDS-Conv 1996-99	30015	40015		10006
FXDS-Conv 2000	30015	40015		10006
FXD-SE 2007	30044	40038		HYD
FXDWG 1992-95	30014	40014		10006
FXDWG 1996-99	30015	40015		10006
FXDWG 2000-05	30015	40015		10006
FXDWG-I, 2004-05	30015	40015		10006

* NOTE: This cable is made with a BTE adjuster and is not a self-adjusting cable.

NON-ABS LINES

ABS LINES

Choose casing type by adding prefix to your product number

TRADITIONAL BLACK = 251-30-**

STAINLESS STEEL = 252-30-**

STEALTH SERIES = 253-30-**

PLATINUM SERIES = 256-30-**

» BIG TWIN MODELS

	FRONT BRAKE	REAR BRAKE	CLUTCH	FRONT TOP BRAKE	COMPLETE	REAR BRAKE
FXDB 1992	13039					
FXDB (96&103) 2006-07	11073					
FXDB (96&103) 2008-11	11073					
FXDB (96&103) 2012-17	11073					
FXDBB (96&103) 2014						
FXDBB (96&103) 2015 DRAG-BAR						
FXDBB (96&103) 2015 MINI APE						
FXDBC 2016						
FXDBC (103) 2016						
FXDBP 2013-16 PULL-BACK OPTION	11076					
FXDBP 2013-16 DRAG BAR OPTION	11076					
FXDBP 2013-16 MINI APE OPTION	11073					
FXD-I35 2006	11075		31067			
FXDC 1992	13039					
FXDC 2005	11042					
FXDC-I -2005	11042					
FXDC-I 2006	11078					
FXDC-I 2007	11075					
FXDC-I (96&103) 2008-14	11078					
FXDC ANV 2013	11078					
FXDG late 1983						
FXD-I, 2004-05	11042					
FXD-I 2006	11078					
FXD 2007	11078					
FXD 2008-10	11078					
FXDF (96&103) 2008-17	13097					
FXDFSE 2009						
FXDFSE 2010						
FXDL 1992-95	13039					
FXDL 1996-99	13039					
FXDL 2000	13039					
FXDL 2001-05	11064					
FXDL-I, 2004-05	11064					
FXDL-I 2006-07	11076					
FXDL-I (96) 2008-13	11076					
FXDL (96&103) 2014-17						
FXDLS 2017						
FXDRS 2019-20						
FXDS 1993-95	13039					
FXDS-Conv 1996-99	13039					
FXDS-Conv 2000	13039					
FXD-SE 2007						
FXDWG 1992-95	11025					
FXDWG 1996-99	11025					
FXDWG 2000-05	11025					
FXDWG-I, 2004-05	11025					

CONTINUED ON NEXT PAGE

HARLEY DAVIDSON CABLE ASSEMBLIES AND BRAKE LINES



All 1987 & later Harley Davidson clutch cables come standard with the High-Efficiency inner wire.

CABLES

Choose casing type by adding prefix to your product number

TRADITIONAL BLACK = 101-30-**

STAINLESS STEEL = 102-30-**

STEALTH SERIES = 131-30-**

PLATINUM SERIES = 106-30-**

» BIG TWIN MODELS

	THROTTLE	IDLE	IDLE/SW	CLUTCH
FXDWG-I 2006-07	30038	40038		10034
FXDWG-ANNY 2008	30038	40038		10034
FXDWG (96&103) 2010-11	30025	40025		10033
FXDWG (96&103) 2012-15	30025	40025		10033
FXDWG (96&103) 2016-17	30025	40025		10033
FXDX 2000-05	30015	40015		10007
FXDXT 2001-03	30015	40015		10007
FXE 1973-75	30903			10014
FXE 1976-80	30901			10014
FXE 1981-84	30024	40024		10014
FXEF 1979-80	30901			10014
FXEF 1981	30024	40024		10014
FXEF 1984-85	30024	40024		10014
FXFB 2018-20	ELEC	ELEC		10063*
FXFBS 2018-21	ELEC	ELEC		10063*
FXLR 1987	30011	40011		10028
FXLR 1988-89	30013	40013		10028
FXLR 1990-95	30014	40014		10028
FXLR 2018-20	ELEC	ELEC		10062*
FXLRS 2020-21	ELEC	ELEC		10060*
FXR 1982	30024	40024		10003
FXR 1983-86	30024	40024		10004
FXR 1987-89	30024	40024		10009
FXR 1990-94	30014	40014		10009
FXR-2, FXR-3 1999-00	30015	40015		10010
FXR-4 2000	30015	40015		10012
FXRC late 1985	30024	40024		10004
FXRC late 1987	30024	40024		10009
FXRD 1986	30011	40011		10004
FXRDG late 1984	30024	40024		10004
FXRS 1982	30024	40024		10003
FXRS 1983-86	30024	40024		10004
FXRS 1987-89	30024	40024		10009
FXRS from 1990-95	30014	40014		10009
FXRS Convertible™ late 1989	30024	40024		10009
FXRS Convertible™ 1990-95	30014	40014		10009
FXRS Sport Edition- late 1985 thru '86	30024	40024		10004
FXRS Sport Edition 1987-89	30011	40011		10029
FXRS Sport Edition 1990-94	30014	40014		10029
FXRT 1983-86	30011	40011		10004
FXRT 1987-89	30011	40011		10009
FXRT 1990-92	30014	40014		10009
FXS 1977-80	30901			10014
FXS 1981-82	30024	40024		10014
FXS (96&103) L2011-13	30010	40010		10040
FXSB 1983-85	30024	40024		10014
FXSB 2013-14	30053	40053		10053
FXSB (96&103) 2015	30053	40053		10057

* NOTE: This cable is made with a BTE adjuster and is not a self-adjusting cable.

NON-ABS LINES

ABS LINES

Choose casing type by adding prefix to your product number

TRADITIONAL BLACK = 251-30-**

STAINLESS STEEL = 252-30-**

STEALTH SERIES = 253-30-**

PLATINUM SERIES = 256-30-**

» BIG TWIN MODELS

	FRONT BRAKE	REAR BRAKE	CLUTCH	FRONT TOP BRAKE	COMPLETE	REAR BRAKE
FXDWG-I 2006-07	11077					
FXDWG-ANNY 2008	11073					
FXDWG (96&103) 2010-11						
FXDWG (96&103) 2012-15						
FXDWG (96&103) 2016-17						
FXDX 2000-05	13060					
FXDXT 2001-03	13060					
FXE 1973-75						
FXE 1976-80						
FXE 1981-84						
FXEF 1979-80						
FXEF 1981						
FXEF 1984-85						
FXFB 2018-20				51320		
FXFBS 2018-21				51320		
FXLR 1987						
FXLR 1988-89						
FXLR 1990-95						
FXLR 2018-20						
FXLRS 2020-21				51320		
FXR 1982						
FXR 1983-86						
FXR 1987-89						
FXR 1990-94						
FXR-2, FXR-3 1999-00						
FXR-4 2000						
FXRC late 1985						
FXRC late 1987						
FXRD 1986						
FXRDG late 1984						
FXRS 1982						
FXRS 1983-86						
FXRS 1987-89						
FXRS from 1990-95						
FXRS Convertible™ late 1989						
FXRS Convertible™ 1990-95	13039					
FXRS Sport Edition- late 1985 thru '86						
FXRS Sport Edition 1987-89						
FXRS Sport Edition 1990-94	13039					
FXRT 1983-86						
FXRT 1987-89						
FXRT 1990-92						
FXS 1977-80						
FXS 1981-82						
FXS (96&103) L2011-13						
FXSB 1983-85						
FXSB 2013-14						
FXSB (96&103) 2015						

CONTINUED ON NEXT PAGE

HARLEY DAVIDSON CABLE ASSEMBLIES AND BRAKE LINES



All 1987 & later Harley Davidson clutch cables come standard with the High-Efficiency inner wire.

CABLES

Choose casing type by adding prefix to your product number

TRADITIONAL BLACK = 101-30-**

STAINLESS STEEL = 102-30-**

STEALTH SERIES = 131-30-**

PLATINUM SERIES = 106-30-**

» BIG TWIN MODELS

	THROTTLE	IDLE	IDLE/SW	CLUTCH
FXSB 2016-17	ELEC	ELEC		10057
FXST 1984-85	30024	40024		10014
FXST 1986	30024	40024		10008
FXST 1987-89	30024	40024		10010
FXST 1990	30014	40014		10010
FXST 1996-99	30015	40015		10010
FXST 2000	30015	40015		10007
FXST, FXST-I 2001-03	30012	40012		10007
FXST, FXST-I 2004-06	30012	40012		10007
FXST 2007	30012	40012		10036
FXST 2008-10	30012	40012		10036
FXST 2011-12	30012	40012		10036
FXST 2013-14	30012	40012		10036
FXST 2015	30012	40012		10055
FXST 2021	ELEC	ELEC		10061*
FXSTB 1999	30010	40010		10025
FXSTB, FXSTB-I 2000-03	30010	40010		10027
FXSTB, FXSTB-I 2004-05	30010	40010		10027
FXSTB, FXSTB-I 2006	30010	40010		10027
FXSTB 2007	30010	40010		10040
FXSTB 2008-09	30010	40010		10040
FXSTC 1986	30024	40024		10008
FXSTC 1987-89	30024	40024		10010
FXSTC 1990-95	30014	40014		10010
FXSTC 1996-99	30015	40015		10010
FXSTC 2007	30048	40048		10036
FXSTC 2008-10	30048	40048		10036
FXSTD 2000	30015	40015		10010
FXSTD, FXSTDI 2001	30012	40012		10010
FXSTD/FXSTD-I 2002-03	30012	40012		10010
FXSTD/FXSTD-I 2004-06	30012	40012		10010
FXSTD 2007	30012	40012		10039
FXSTD-SE 2003	30010	40010		10024
FXSTD-SE 2004	30010	40010		
FXSTS late 1988-89	30001	40001		10010
FXSTS 1990-95	30002	40002		10010
FXSTS 1996-1999	30003	40003		10010
FXSTS 2000-03	30003	40003		10007
FXSTS 2004-06	30012	40012		10007
FXSTS-I 2001-04	30003	40003		10007
FXSTS-I 2005	30012	40012		10007
FXSTS-I 2006	30012	40012		10007
FXSTSB 1995	30014	40014		10010
FXSTSB 1996-97	30015	40015		10012
FXSTS-SE 2007	30026	40043		HYD
FXSTS-SE 2008	30026	40043		HYD
FXSTS-SE 2009	30026	40043		HYD
FXWG 1980	30901			10014
FXWG 1981-86	30024	40024		10014

* NOTE: This cable is made with a BTE adjuster and is not a self-adjusting cable.

NON-ABS LINES

ABS LINES

Choose casing type by adding prefix to your product number

TRADITIONAL BLACK = 251-30-**

STAINLESS STEEL = 252-30-**

STEALTH SERIES = 253-30-**

PLATINUM SERIES = 256-30-**

» BIG TWIN MODELS



	FRONT BRAKE	REAR BRAKE	CLUTCH	FRONT TOP BRAKE	COMPLETE	REAR BRAKE
FXSB 2016-17						
FXST 1984-85	11025					
FXST 1986	11025					
FXST 1987-89	11025					
FXST 1990	11025					
FXST 1996-99	11025					
FXST 2000	11025					
FXST, FXST-I 2001-03	11025					
FXST, FXST-I 2004-06	11025					
FXST 2007	11025					
FXST 2008-10						
FXST 2011-12						
FXST 2013-14						
FXST 2015						
FXST 2021	11606			51322		
FXSTB 1999	11061					
FXSTB, FXSTB-I 2000-03	11061					
FXSTB, FXSTB-I 2004-05	11061					
FXSTB, FXSTB-I 2006	11061					
FXSTB 2007	11061					
FXSTB 2008-09	11061					
FXSTC 1986						
FXSTC 1987-89	11024					
FXSTC 1990-95	11024					
FXSTC 1996-99	11025					
FXSTC 2007	11082					
FXSTC 2008-10	11082					
FXSTD 2000	11062					
FXSTD, FXSTDI 2001	11062					
FXSTD/FXSTD-I 2002-03	11062					
FXSTD/FXSTD-I 2004-06	11062					
FXSTD 2007	11062					
FXSTD-SE 2003						
FXSTD-SE 2004			31069			
FXSTS late 1988-89	11043					
FXSTS 1990-95	11043					
FXSTS 1996-1999	11043					
FXSTS 2000-03	11043					
FXSTS 2004-06	11043					
FXSTS-I 2001-04	11043					
FXSTS-I 2005	11043					
FXSTS-I 2006	11043					
FXSTSB 1995	11043					
FXSTSB 1996-97	11043					
FXSTS-SE 2007			31099			
FXSTS-SE 2008			31099			
FXSTS-SE 2009	11099		31099			
FXWG 1980						
FXWG 1981-86						

CONTINUED ON NEXT PAGE

HARLEY DAVIDSON CLUTCHES








HARLEY '45

» REPLACEMENT CLUTCH KIT & SPRINGS

	DESCRIPTION	PART #
	Clutch Kit - Consists of two full plates and one half plate. Made of steel alloy and bonded with our exclusive oil resistant friction material.	302-30-10007
	Clutch Springs - Replacement (Set of 10)	501-66-10041

BIG TWIN MODELS – 1941 through Early '84

» REPLACEMENT CLUTCH KITS, PLATES & SPRINGS

	DESCRIPTION	PART #
	Clutch Kit - Friction Plate Kit - Finally, a single clutch kit for all applications, wet or dry. All Big Twins from 1941-E84. Consist of 5 friction plates made on a steel core, using our exclusive "molded" Carbon Fiber Friction Compound. It will handle all your clutch needs, whether you're running an open belt drive, sealed primary or conventional set-up. Resists "Glazing" which causes chatter/noisy engagement. Tolerates extreme heat, suitable for all High Performance applications. The porosity of the compounds adapts it perfectly to wet applications for a smooth, positive, no slip clutch action.	302-30-30005 (Wet/Dry)
	Extra-Plate Clutch Kit-Wet/Dry - Consists of six bonded friction plates, one steel plate and a set of heavy-duty clutch springs. On pre-1968 models, an extra steel drive plate is required (either stock or our No. 401-30-119006). This kit adds approximately 20% more clutch surface area.	304-30-10005
	Sintered Iron Friction Plate - For racing applications only. 160" Thick, 6 required per clutch pack.	301-30-70089
	Clutch Hub Liner/Backing Plate - Comes complete with necessary rivets for mounting to clutch hub.	301-30-50804
	Steel Drive Plates - Same as H. D. No. 37975-41. Sold individually. Models thru 1967 require three plates. 1968 and later models require four plates.	401-30-119006
	Clutch Springs - 1941-67, Replacement. 50 lbs @ 1-1/8" (Set of 10 - Orange)	501-66-10041
	Clutch Springs - Standard - 1968-83, Replacement. 40 lbs @ 1-1/8" (Set of 10 - Blue)	501-32-10068

HARLEY DAVIDSON CLUTCHES

BIG TWIN MODELS – 1941 through Early '84 *continued*

» REPLACEMENT CLUTCH KITS, PLATES & SPRINGS



DESCRIPTION

Clutch Springs-Heavy Duty - 1941-83, Heavy Duty. 68 lbs @ 1-1/8" (Set of 10 - Grey)

PART

501-90-10069

» SCORPION CLUTCHES/CLUTCH TOOLS



DESCRIPTION

Scorpion Clutch Assembly - Features six coil springs, a billet steel inner hub, and a billet aluminum pressure plate. Extra spring sets are included for multiple spring pressure options. An added feature of the Shovelhead Scorpion clutch is the use of a precision double roller bearing that eliminates the 'wobble' that is common with the stock clutch design. Designed to fit into the stock type clutch shell.


PART

608-30-10036 - Fits 1941 - early '84 Big Twins.
306-32-40243 - Replacement Kit. Consists of friction plates and steel plates.



Scorpion Lock-up Clutch - This Scorpion clutch features a billet aluminum pressure plate with six adjustable pressure arms that increase clutch pressure as RPMs increase. Suitable for 200+ HP motors.

608-30-20036



Scorpion Lock-up Pressure Plate - Retro-fit for #608-30-10036 Scorpion Clutch.

618-30-20036



66T Scorpion Clutch Basket - Complete with ring gear/primary gear.

321-30-37166 - Shovelhead- 1970-E'84



Clutch Removal Tool - Allows removal of clutch pressure plate, springs and spring retainer as one unit. Unique self-centering design, polished & chrome plated.

317-30-30004

1937-Early '84 Big Twins



Clutch Lock Plate - Used to lock outer shell to inner hub for removal and installation.


317-30-30005

1937-Early '84 Big Twins



Scorpion Hub Puller - For all Scorpion hubs except 1971-'85 Ironhead Sportster. Made from Billet Aluminum with 7/16 hex bolt with protection cap and six SHCS. Easy to use- won't damage main shaft.

638-30-70001



Scorpion Clutch Lock Plates - Specifically designed to be used to lock outer clutch basket to inner hub.

638-30-80036 - 1936-Early '84 Big Twins

CONTINUED ON NEXT PAGE

HARLEY DAVIDSON CLUTCHES



BIG TWIN MODELS – Big Twin- Mid 1984 through '89

» REPLACEMENT CLUTCH KITS, PLATES & SPRINGS

	DESCRIPTION	PART #
	Clutch Kit - Consists of 6 frictions and seven steel plates.	306-30-20017
	Friction Plate Kit - This kit consists of six friction plates. The plates are wider than stock and provide 25% greater surface area contact. Replaces H.D. #37930-84.	302-30-10009 - Kevlar 302-30-20009 - Carbon Fiber
	Steel Drive Plates - 7 Required	401-30-047010
	Clutch Spring, Heavy Duty - Suitable for street applications.	502-00-01073
	Clutch Spring Adjuster Plate (steel) - Provides three different spring height adjustments	504-00-01089

» SCORPION CLUTCHES



	DESCRIPTION	PART #
	Scorpion Clutch Assembly - Increases clutch surface area by 100%. Features six coil springs, a billet steel inner hub, and a billet aluminum pressure plate. Extra spring sets are included for multiple spring pressure options. Designed to fit into the stock type clutch shell.	608-30-10086 - Fits 1986-89 Big Twins. 306-32-40343 - Replacement Kit. Consists of friction plates and steel plates. 608-30-23086 - Lock-up. Fits 1986-89 Big Twins.
	Scorpion Clutch Lock Plates - Specifically designed to be used to lock outer clutch basket to inner hub.	638-30-80086 - 1986-'89 Big Twins / 1971-'83 Sportsters



HARLEY DAVIDSON CLUTCHES

BIG TWIN MODELS – Big Twin/EVO - 1990 through '97

» REPLACEMENT CLUTCH KITS, PLATES & SPRINGS

	DESCRIPTION	PART #
	Clutch Plate Kit - Consists of 8 frictions and 6 steel plates. You must re-use the stock double riveted drive plate.	306-30-20016
	'Extra-Plate' Clutch Kit - Consists of 9 friction plates and 8 steel drive plates. Adds 12% more surface area to clutch pack. (Note: Double steel drive plate not used with this kit.)	307-30-10011 - Kevlar 307-30-20011 - Carbon Fiber
	Friction Plate Kit - This kit consists of 8 bonded friction plates. Replaces H.D. Nos. 37910-90 and 37911-90 friction plates.	302-30-10011 - Kevlar 302-30-20011 - Carbon Fiber
	Steel Drive Plates - Six required. (Note: You must re-use stock double, riveted drive plate.) H.D. #37977-90.	401-30-063012
	Replacement Clutch Spring - (1) Standard clutch spring.	502-00-01081
	Heavy Duty Clutch Spring - (1) 25% stronger than stock, race applications only.	502-00-01077
	Billet Aluminum Pressure Plate - Fits 1990-97 Evo Big Twins & 1991 & up 5-speed Evo Sportsters. Made of T6 aluminum alloy and anodized. Exact replacement-no modifications required.	319-30-20118

» SCORPION CLUTCHES



	DESCRIPTION	PART #
	Scorpion Clutch Assembly - Increases clutch surface area by 100%. Features six coil springs, a billet steel inner hub, and a billet aluminum pressure plate. Extra spring sets are included for multiple spring pressure options. Designed to fit into the stock type clutch shell.	608-30-10090 - Fits 1990-97 Big Twins. 306-32-40143 - Scorpion Clutch Replacement Kit. Consists of friction plates and steel plates.
	Scorpion Lock-up Clutch - Low profile design fits under stock primary cover. No modifications required. Ideal for stock to 200+ HP applications.	608-30-23090
	Scorpion Lock-Up Pressure Plate - Low profile design fits under stock primary cover. Retrofits to existing Scorpion clutch #608-30-10090.	618-30-23090

CONTINUED ON NEXT PAGE

HARLEY DAVIDSON CLUTCHES

BIG TWIN MODELS – Big Twin/EVO - 1990 through '97 *continued*

» SCORPION CLUTCH TOOLS



DESCRIPTION

Scorpion Hub Puller - For all Scorpion hubs except 1971-'85 Ironhead Sportster. Made from Billet Aluminum with 7/16 hex bolt with protection cap and six SHCS. Easy to use - won't damage main shaft.

PART

638-30-70001



Scorpion Clutch Lock Plates - Specifically designed to be used to lock outer clutch basket to inner hub.

638-30-80090 - 1990-'97 Big Twins/
1991 & Later Sportsters & Buell

» SCORPION CLUTCH BASKETS



102T Clutch Basket

321-30-36102 - Big Twin- 1994-06 (Except '06 Dyna)

321-30-37102 - Big Twin- 1990-93

84T Clutch Basket

*These clutch baskets use the 1998-06 Scorpion or O.E. style clutch

321-30-36084 - Big Twin- 1994-06 (Except '06 Dyna)

321-30-37084 - Big Twin- 1990-93

66T Clutch Basket

321-30-36066 - Big Twin- 1994-06 (Except '06 Dyna)

321-30-37066 - Big Twin- 1990-93

102T Clutch Basket

321-30-36202 - Big Twin- 1990-97, 36T Chain Sprocket

321-30-37202 - Big Twin- 1990-97, 37T Chain Sprocket

84T Clutch Basket

*These clutch baskets use the 1990-97 Scorpion or O.E. style clutch

321-30-36384 - Big Twin- 1990-97, 36T Chain Sprocket

321-30-37384 - Big Twin- 1990-97, 37T Chain Sprocket

66T Clutch Basket

321-30-36466 - Big Twin- 1990-97, 36T Chain Sprocket

321-30-37466 - Big Twin- 1990-97, 37T Chain Sprocket

Clutch Basket Bearing

606-30-10212 - Fits 1990-10 Big Twin baskets including our Scorpion clutch baskets

» RING GEAR CONVERSION KITS

Kits consist of ring gear and bolts.

66T Conversion Kit

802-30-90066 - Fits OEM basket - Big Twin - 1990-97

84T Conversion Kit

802-30-90084 - Fits OEM basket - Big Twin - 1990-93

802-30-94084 - Fits OEM basket - Big Twin - 1994-97

» STARTER SHAFT ASSEMBLIES

66T Starter Shaft Assembly

803-30-01066 - Fits 1994-06 Big Twins (except '06 Dyna)

84T Starter Shaft Assembly

803-30-01484 - Fits 1994-06 Big Twins (except '01 Dyna)

84T Starter Shaft Assembly

803-30-01084 - 1990-93 Big Twins

» PINION GEARS ONLY

66T Starter Pinion Gear

804-30-90066 - 1990-93 Big Twins

84T Starter Pinion Gear

804-30-90084 - 1990-93 Big Twins

804-30-94084 - 1994-06 Big Twins (Except '06 Dyna)

102T Starter Pinion Gear

804-30-94102 - Fits 1994-06 Big Twins (Except '06 Dyna)

HARLEY DAVIDSON CLUTCHES

BIG TWIN MODELS – Big Twin/EVO - 1990 through '97 *continued*

» SCORPION DERBY COVERS



DESCRIPTION

Scorpion Derby Cover - The Barnett Scorpion Series clear derby covers are designed to fit OEM primary covers on select Harley Davidson Big Twins and feature a quarter inch thick, clear polycarbonate window to your clutch!

PART

343-30-44090 - (Black) 1990-'97



Scorpion Derby Cover - The Barnett Scorpion Series clear derby covers are designed to fit OEM primary covers on select Harley Davidson Big Twins and feature a quarter inch thick, clear polycarbonate window to your clutch!

343-30-43090 - (Chrome) 1990-'97

» CLUTCH TOOL



DESCRIPTION

Diaphragm Clutch Spring Compression Tool - Makes it easy to remove and re-install retainer ring.

PART

317-30-30001 - 1990-'97 Big Twins/1991 & Later Sportsters

BIG TWIN MODELS – Big Twin/Twin Cam - 1998-06

» REPLACEMENT CLUTCH KITS, PLATES & SPRINGS




DESCRIPTION

Clutch Plate Kit - Includes 9 Carbon Fiber friction plates and 8 steel drive plates.

PART

306-30-20018



Extra Plate Kit - Includes 10 friction plates and 9 steel plates. Adds 11% more surface area to clutch for increased capacity. No modifications required.

307-30-10013 - Kevlar


307-30-20013 - Carbon Fiber



Friction Plate Kit - Includes 9 friction plates.

302-30-10013 - Kevlar

302-30-20013 - Carbon Fiber



Steel Drive Plates - 8 required

401-30-063014



Clutch Diaphragm Spring - Available in standard or heavy duty

502-00-01004 - Standard

502-00-01008 - Heavy Duty. 25% stiffer than stock.

HARLEY DAVIDSON CLUTCHES

BIG TWIN MODELS – Big Twin/Twin Cam - 1998-06 *continued*

» COIL SPRING CONVERSION KITS



DESCRIPTION

Coil Spring Conversion Kit - Includes a billet aluminum pressure plate and 2 sets of heavy duty coil springs. Provides 3 different spring pressure options and a smoother, more linear clutch engagement. Ideal for stock to high performance applications.

PART

511-30-10004

511-30-10904 - Hydraulic version for models using O.E. HD hydraulic system system.



Low Profile Lock-up Coil Spring Conversion Kit - Greatly increases the clutch capacity of the stock clutch making it ideal for stock to big inch motors. Fits under the stock primary cover with included spacer plate. 3 sets of springs are included (*light/medium/heavy*) for multiple spring pressure options and reduced lever effort.

618-30-23098 - Cable actuated

618-30-33098 - Hydraulic version for models using O.E. HD hydraulic system

» SCORPION CLUTCHES



DESCRIPTION

Scorpion Billet Clutch Assembly - Increases clutch surface area by 100%. This clutch features a billet aluminum pressure plate, steel hub, friction plates, steel plates and multiple sets of coil clutch springs for a wide variety of spring pressure tuning options. Designed to fit the OE type or Scorpion clutch basket.

PART

608-30-10098 - (*Does not fit '06 Dyna*)

608-30-10009 - 2006 Dyna

608-30-30099 - *Hydraulic (*Does not fit '06 Dyna*)

608-30-30009 - *Hydraulic - 2006 Dyna
*For use with O.E. HD hydraulic system



Scorpion Billet Lock-up Clutch Assembly - This Scorpion clutch features a low-profile lock-up pressure plate designed to fit under the stock primary cover for the ultimate in performance. Multiple springs sets are included for a wide variety of spring pressure options while reducing lever effort. Ideal for stock to high HP/TQ applications. Designed to fit the OE type or Scorpion clutch basket.

608-30-23806 - (*Does not fit '06 Dyna*)

608-30-23710 - 2006 Dyna

608-30-33806 - *Hydraulic (*Does not fit '06 Dyna*)

608-30-33710 - *Hydraulic - 2006 Dyna
*For use with O.E. HD hydraulic system



Scorpion Lock-up Pressure Plate - This billet pressure plate retro-fits to existing Scorpion clutch. Low profile design fits under stock primary cover. Further increases clutch capacity and reduces lever effort.

618-30-23806 - *Retro-fit to 608-30-10098*

618-30-33806 - *Hydraulic - *Retro-fit to 608-30-30099*

618-30-23710 - *Retro-fit to 608-30-10009*

618-30-33710 - *Hydraulic - *Retro-fit to 608-30-30009*

*For use with O.E. HD hydraulic system



Scorpion Clutch Plate Replacement Kit - Includes replacement friction plates and steel plates for the Scorpion clutch assembly.

306-32-40443 - (*Dry*) Fits 608-30-10009 / 608-30-10098 / 608-30-23710 / 608-30-23806

306-32-20443 - (*Wet*) Fits 608-30-10009 / 608-30-10098 / 608-30-23710 / 608-30-23806

306-32-10103 - Fits Hydraulic 608-30-30009 / 608-30-30099 / 608-30-33710 / 608-30-33806




Scorpion Hub Puller - For all Scorpion hubs except 1971-'85 Ironhead Sportster. Made from Billet Aluminum with 7/16 hex bolt with protection cap and six SHCS. Easy to use - won't damage main shaft.

638-30-70001

HARLEY DAVIDSON CLUTCHES

BIG TWIN MODELS – Big Twin/Twin Cam - 1998-06 *continued*

» SCORPION CLUTCHES



DESCRIPTION

Scorpion Clutch Lock Plates - Specifically designed to be used to lock outer clutch basket to inner hub.

PART

638-30-80098 - 1998 & Later Big Twins/ 1986-'90 Sportsters

» SCORPION CLUTCH BASKETS



321-30-46106

These clutch baskets use the 1998-06 (*Except '06 Dyna's*) Scorpion clutch assembly or OEM style clutch.

Clutch Basket

321-30-46106 - 2006-10 Dyna's / 2007-10 Big Twins. Basket comes complete with bearing and one-piece primary/ring gear (46T/106T)

Bolt-On Billet Basket

321-30-02012 - 2006 Dyna's. Attaches to O.E. ring gear. Bearing NOT included.

102T Clutch Basket

321-30-36102 Big Twin- 1994-06 (*Except '06 Dyna*)

84T Clutch Basket

321-30-36084 Big Twin- 1994-06 (*Except '06 Dyna*)

66T Clutch Basket

321-30-36066 Big Twin- 1994-06 (*Except '06 Dyna*)

Clutch Basket Bearing

606-30-10212 - Fits 1990-10 Big Twin baskets including our Scorpion clutch baskets.

» RING GEAR CONVERSION KITS

Kits consist of ring gear and bolts.

66T Conversion Kit

802-30-98066 Fits OEM basket - Big Twin - 1998-06 (*Except '06 Dyna*)

84T Conversion Kit

802-30-98084 Fits OEM basket - Big Twin - 1998-06 (*Except '06 Dyna*)

102T Conversion Kit

802-30-98102 Fits OEM basket - Big Twin - 1998-06 (*Except '06 Dyna*)

» STARTER SHAFT ASSEMBLIES

66T Starter Shaft Assembly

803-30-01066 - Fits 1994-06 Big Twins (*except '06 Dyna*)

84T Starter Shaft Assembly

803-30-01484 - Fits 1994-06 Big Twins (*except '06 Dyna*)

» PINION GEARS ONLY

84T Starter Pinion Gear

804-30-94084 1994-06 Big Twins (*Except '06 Dyna*)

102T Starter Pinion Gear

804-30-94102 1994-06 Big Twins (*Except '06 Dyna*)

804-30-07106 2006 Dyna's/2007-17 Big Twins

» SCORPION DERBY COVERS



DESCRIPTION

Scorpion Derby Cover - The Barnett Scorpion Series clear derby covers are designed to fit OEM primary covers on select Harley Davidson Big Twins and feature a quarter inch thick, clear polycarbonate window to your clutch!

PART

343-30-44006 - (*Black*) 1999-'06



Scorpion Derby Cover - The Barnett Scorpion Series clear derby covers are designed to fit OEM primary covers on select Harley Davidson Big Twins and feature a quarter inch thick, clear polycarbonate window to your clutch!






343-30-43006 - (*Chrome*) 1999-'06

CONTINUED ON NEXT PAGE



HARLEY DAVIDSON CLUTCHES

BIG TWIN MODELS – Big Twin/Twin Cam- 2007-10

» REPLACEMENT CLUTCH KITS, PLATES & SPRINGS

	DESCRIPTION	PART #
	Clutch Plate Kit - Includes 9 Carbon Fiber friction plates and 8 steel drive plates.	306-30-20018
	Extra Plate Kit - Includes 10 friction plates and 9 steel plates. Add 11% more surface area to clutch for increased capacity. No modifications required.	307-30-10013 - Kevlar 307-30-20013 - Carbon Fiber
	Friction Plate Kit - Includes 9 friction plates.	302-30-10013 - Kevlar 302-30-20013 - Carbon Fiber
	Steel Drive Plates - 8 required	401-30-063014
	Clutch Diaphragm Spring - Available in standard or heavy duty	502-00-01004 - Standard 502-00-01008 - Heavy Duty. 25% stiffer than stock.








» COIL SPRING CONVERSION KITS

	DESCRIPTION	PART #
	Coil Spring Conversion Kit - Includes a billet aluminum pressure plate and two sets of heavy duty coil springs. Provides three different spring pressure options and a smoother, more linear clutch engagement. Ideal for stock to high performance applications.	511-30-10004 511-30-10904 - Hydraulic version for models using O.E. HD hydraulic system
	Low Profile Lock-up Coil Spring Conversion Kit - Greatly increases the clutch capacity of the stock clutch making it ideal for stock to big inch motors. Fits under the stock primary cover with included spacer plate. Three sets of springs are included (<i>light/medium/heavy</i>) for multiple spring pressure options and reduced lever effort.	618-30-23098 - Cable actuated 618-30-33098 - Hydraulic version for models using O.E. HD hydraulic system



HARLEY DAVIDSON CLUTCHES


BIG TWIN MODELS – Big Twin/Twin Cam - 2007-10 *continued*

» SCORPION CLUTCHES & BASKETS	DESCRIPTION	PART #
	<p>Scorpion Billet Clutch Assembly - Increases clutch surface area by 100%. This clutch features a billet aluminum pressure plate, steel hub, friction plates, steel plates and multiple sets of coil clutch springs for a wide variety of spring pressure tuning options. Designed to fit the OE type or Scorpion clutch basket.</p>	<p>608-30-10009 608-30-30009 - *Hydraulic *For use with O.E. HD hydraulic system</p>
	<p>Scorpion Billet Lock-up Clutch Assembly- This Scorpion clutch features a low-profile lock-up pressure plate designed to fit under the stock primary cover for the ultimate in performance. Multiple springs sets are included for a wide variety of spring pressure options while reducing lever effort. Ideal for stock to high HP/TQ applications. Designed to fit the OE type or Scorpion clutch basket.</p>	<p>608-30-23710 608-30-33710 - *Hydraulic *For use with O.E. HD hydraulic system</p>
	<p>Scorpion Billet Clutch and Basket Complete Kit - Includes Scorpion billet clutch and forged aluminum basket with ring gear and bearing included.</p>	<p>698-30-10009 698-30-30009 - *Hydraulic *For use with O.E. HD hydraulic system</p>
	<p>Scorpion Billet Clutch and Basket Complete Kit - Includes Scorpion billet clutch and billet aluminum 'bolt-on' basket. Note: bearing included. Comes assembled.</p>	<p>698-30-40009 698-30-60009 - *Hydraulic *For use with O.E. HD hydraulic system</p>
	<p>Scorpion Lock-up Clutch and Basket Complete Kit - Includes Scorpion billet low profile lock-up clutch and forged aluminum basket with ring gear and bearing included.</p>	<p>698-30-23710 698-30-33710 - *Hydraulic *For use with O.E. HD hydraulic system</p>
	<p>Scorpion Lock-up Clutch and Basket Complete Kit - Includes Scorpion billet low profile lock-up clutch and billet aluminum 'bolt-on' basket. Comes assembled. Note: bearing included.</p>	<p>698-30-53710 698-30-63710 - *Hydraulic *For use with O.E. HD hydraulic system</p>
	<p>Scorpion Lock-up Pressure Plate - This billet pressure plate retro-fits to existing Scorpion clutch. Low profile design fits under stock primary cover. Further increases clutch capacity and reduces lever effort.</p>	<p>618-30-23710 - Retro-fit to 608-30-10009 618-30-33710 - *Hydraulic - Retro-fit to 608-30-30009 *For use with O.E. HD hydraulic system</p>

CONTINUED ON NEXT PAGE

HARLEY DAVIDSON CLUTCHES

BIG TWIN MODELS – Big Twin/Twin Cam - 2007-10 *continued*



Scorpion Clutch Plate Replacement Kit - Includes replacement friction plates and steel plates for the Scorpion clutch assembly.

306-32-40443 - (Dry) Fits 608-30-10009 / 608-30-23710


306-32-20443 - (Wet) Fits 608-30-10009 / 608-30-23710

306-32-10103 - Fits Hydraulic 608-30-30009 / 608-30-33710



Scorpion Hub Puller - For all Scorpion hubs except 1971-'85 Ironhead Sportster. Made from Billet Aluminum with 7/16 hex bolt with protection cap and six SHCS. Easy to use—won't damage main shaft.

638-30-70001



Scorpion Clutch Lock Plates - Specifically designed to be used to lock outer clutch basket to inner hub.

638-30-80098 - 1998 & Later Big Twins / 1986-'90 Sportsters

» SCORPION CLUTCH BASKETS / DERBY COVERS



Scorpion Clutch Basket - Basket comes complete with bearing and one-piece primary/ring gear (46T/106T)

321-30-46106 - 2007-10 Big Twins / 2006-10 Dyna's

321-30-02012 - 2007-16 Big Twins. Bolt-on billet basket—Attaches to O.E. ring gear. Bearing not included.

Clutch Basket Bearing

606-30-10212 - Fits 1990-10 Big Twin baskets including our Scorpion clutch baskets

106T Replacement Ring Gear

801-30-07106 - 2006 Dyna's / 2007-17 Big Twins

106T Starter Pinion Gear - 20% larger gear and rollers compared to stock

804-30-07106 - 2006 Dyna's / 2007-17 Big Twins



Scorpion Derby Cover - The Barnett Scorpion Series clear derby covers are designed to fit OEM primary covers on select Harley Davidson Big Twins and feature a quarter inch thick, clear polycarbonate window to your clutch!

343-30-44013 - (Black) 2007-'16 Except "L" 2018 Fat Bob



Scorpion Derby Cover - The Barnett Scorpion Series clear derby covers are designed to fit OEM primary covers on select Harley Davidson Big Twins and feature a quarter inch thick, clear polycarbonate window to your clutch!

343-30-43013 - (Chrome) 2007-'16 Except "L" 2018 Fat Bob

BIG TWIN MODELS – Big Twin/Twin Cam - 2011-16

» REPLACEMENT CLUTCH KITS, PLATES & SPRINGS




DESCRIPTION

CVO/SE Clutch Kit - Includes 9 Kevlar friction plates, 8 steel plates and a set of heavy duty springs.

PART

303-30-10043 - Fits 2013-16 CVO/SE and 2015-16 FLHTC L models with 'assist and slip' clutch







Clutch Plate Kit - Includes 9 Carbon Fiber friction plates and 8 steel drive plates.

306-30-20018



HARLEY DAVIDSON CLUTCHES

BIG TWIN MODELS – Big Twin/Twin Cam - 2011-16 *continued*


» REPLACEMENT CLUTCH KITS, PLATES & SPRINGS

	DESCRIPTION	PART #
	Extra Plate Kit - Includes 10 friction plates and 9 steel plates. Adds 11% more surface area to clutch for increased capacity. No modifications required.	307-30-10013 - Kevlar 307-30-20013 - Carbon Fiber
	Friction Plate Kit - Includes 9 friction plates.	302-30-10013 - Kevlar 302-30-20013 - Carbon Fiber
	Steel Drive Plates - 8 required	401-30-063014
	Clutch Diaphragm Spring - Available in standard or heavy duty	502-00-01004 - Standard 502-00-01008 - Heavy Duty. 25% stiffer than stock Note: Does not fit 2013-17 'narrow primary' models/assist and slip clutch.

» COIL SPRING CONVERSION KITS

	DESCRIPTION	PART #
	Coil Spring Conversion Kit - Includes a billet aluminum pressure plate and two sets of heavy duty coil springs. Provides three different spring pressure options and a smoother, more linear clutch engagement. Ideal for stock to high performance applications.	511-30-10004 511-30-10904 - Hydraulic version for models using O.E. HD hydraulic system Note: Does not fit 2013-17 'narrow primary' models/assist and slip clutch.
	Low Profile Lock-up Coil Spring Conversion Kit - Greatly increases the clutch capacity of the stock clutch making it ideal for stock to big inch motors. Fits under the stock primary cover with included spacer plate. Three sets of springs are included (light/medium/heavy) for multiple spring pressure options and reduced lever effort.	618-30-23098 - Cable actuated 618-30-33098 - Hydraulic version for models using O.E. HD hydraulic system Note: Does not fit 2013-17 'narrow primary' models/assist and slip clutch.

» SCORPION CLUTCHES & BASKETS








	DESCRIPTION	PART #
	Scorpion Billet Clutch Assembly - Increases clutch surface area by 100%. This clutch features a billet aluminum pressure plate, steel hub, friction plates, steel plates and multiple sets of coil clutch springs for a wide variety of spring pressure tuning options. Designed to fit the OE type or Scorpion clutch basket.	608-30-10011 608-30-30011 - *Hydraulic *For use with O.E. HD hydraulic system

CONTINUED ON NEXT PAGE

HARLEY DAVIDSON CLUTCHES

BIG TWIN MODELS – Big Twin/Twin Cam - 2011-16 *continued*

» SCORPION CLUTCHES & BASKETS

	DESCRIPTION	PART #
	<p>Scorpion Billet Lock-up Clutch Assembly - This Scorpion clutch features a low-profile lock-up pressure plate designed to fit under the stock primary cover for the ultimate in performance. Multiple springs sets are included for a wide variety of spring pressure options while reducing lever effort. Ideal for stock to high HP/TQ applications. Designed to fit the OE type or Scorpion clutch basket.</p> <p>NOTE: Derby cover spacer plate #686-30-16100 is required on the 2015 FLHTCUL, FLHTCUL TL, FLHTKL and all 2016-17 FL's (<i>narrow primary</i>). The spacer plate is NOT required when using our derby cover #343-30-43015 / 343-30-44015</p>	<p>608-30-23100</p> <p>608-30-33100 - *Hydraulic</p> <p>*For use with O.E. HD hydraulic system</p>
	<p>Scorpion Billet Clutch and Basket Complete Kit - Includes Scorpion billet clutch and forged aluminum basket with ring gear and bearing included.</p>	<p>698-30-10009</p> <p>698-30-30009 - *Hydraulic</p> <p>*For use with O.E. HD hydraulic system</p>
	<p>Scorpion Billet Clutch and Basket Complete Kit - Includes Scorpion billet clutch and billet aluminum 'bolt-on' basket. Note: bearing included. Comes assembled.</p>	<p>698-30-40009</p> <p>698-30-60009 - *Hydraulic</p> <p>*For use with O.E. HD hydraulic system</p>
	<p>Scorpion Lock-up Clutch and Basket Complete Kit - Includes Scorpion billet low profile lock-up clutch and forged aluminum basket with ring gear and bearing included.</p> <p>NOTE: Derby cover spacer plate #686-30-16100 is required on the 2015 FLHTCUL, FLHTCUL TL, FLHTKL and all 2016-17 FL's (<i>narrow primary</i>). The spacer plate is NOT required when using our derby cover #343-30-43015 / 343-30-44015</p>	<p>698-30-23710</p> <p>698-30-33710 - *Hydraulic</p> <p>*For use with O.E. HD hydraulic system</p>
	<p>Scorpion Lock-up Clutch and Basket Complete Kit - Includes Scorpion billet low profile lock-up clutch and billet aluminum 'bolt-on' basket. Comes assembled. Note: bearing included.</p> <p>NOTE: Derby cover spacer plate #686-30-16100 is required on the 2015 FLHTCUL, FLHTCUL TL, FLHTKL and all 2016-17 FL's (<i>narrow primary</i>). The spacer plate is NOT required when using our derby cover #343-30-43015 / 343-30-44015</p>	<p>698-30-53710</p> <p>698-30-63710 - *Hydraulic</p> <p>*For use with O.E. HD hydraulic system</p>
	<p>Scorpion Lock-up Pressure Plate - This billet pressure plate retro-fits to existing Scorpion clutch. Low profile design fits under stock primary cover. Further increases clutch capacity and reduces lever effort.</p>	<p>618-30-23710 - Retro-fit to 608-30-10011 / 608-30-23100</p> <p>618-30-33710 - *Hydraulic - Retro-fit to 608-30-30011 / 608-30-33100</p> <p>*For use with O.E. HD hydraulic system</p>
	<p>Derby Cover Spacer Plate - Required when installing Scorpion lock-up clutch in 2015 FLHTCUL, FLHTCUL TL, FLHTKL and all 2016-17 FL's (<i>narrow primary</i>).</p> <p>NOTE: NOT required when using our derby cover #343-30-43015 or 343-30-44015</p>	<p>686-30-16100</p>

HARLEY DAVIDSON CLUTCHES

BIG TWIN MODELS – Big Twin/Twin Cam - 2011-16 *continued*

» SCORPION CLUTCHES/BASKETS/ DERBY COVERS

	DESCRIPTION	PART #
	<p>Scorpion Clutch Plate Replacement Kit - Includes replacement friction plates and steel plates for the Scorpion clutch assembly.</p>	<p>306-32-40443 - (Dry) Fits 608-30-10011 / 608-30-23100 / 608-30-10017</p> <p>306-32-20443 - (Wet) Fits Fits 608-30-10011 / 608-30-23100 / 608-30-10017</p> <p>306-32-10103 - Fits Hydraulic 608-30-30011 / 608-30-33100</p>
	<p>Scorpion Hub Puller - For all Scorpion hubs except 1971-'85 Ironhead Sportster. Made from Billet Aluminum with 7/16 hex bolt with protection cap and six SHCS. Easy to use-won't damage main shaft.</p>	<p>638-30-70001</p>
	<p>Scorpion Clutch Lock Plates - Specifically designed to be used to lock outer clutch basket to inner hub.</p>	<p>638-30-80098 - 1998 & Later Big Twins / 1986-'90 Sportsters</p>
	<p>Scorpion Clutch Basket - Features one piece primary/ring gear (46T/106T). Bearing NOT included. Re-use stock bearing or purchase OEM #37906-11 from H.D.</p> <p>Clutch Basket Bearing</p> <p>106T Replacement Ring Gear</p> <p>106T Starter Pinion Gear - 20% larger gear and rollers compared to stock</p>	<p>321-30-46012 - 2011-17 Big Twins</p> <p>321-30-02012 - 2007-16 Big Twins. Bolt-on billet basket-Attaches to O.E. ring gear. Bearing not included.</p> <p>606-30-10116 - Fits 2011-16 Big Twins baskets including our Scorpion basket #321-30-46012/321-30-02012.</p> <p>801-30-07106 - 2006 Dyna's/2007-17 Big Twins</p> <p>804-30-07106 - 2006 Dyna's/ 2007-17 Big Twins</p>
	<p>Scorpion Derby Cover - The Barnett Scorpion Series clear derby covers are designed to fit OEM primary covers on select Harley Davidson Big Twins and feature a quarter inch thick, clear polycarbonate window to your clutch!</p>	<p>343-30-44013 - (<i>Black</i>) 2007-'16 Except "L" 2018 Fat Bob</p>
	<p>Scorpion Derby Cover - The Barnett Scorpion Series clear derby covers are designed to fit OEM primary covers on select Harley Davidson Big Twins and feature a quarter inch thick, clear polycarbonate window to your clutch!</p>	<p>343-30-43013 - (<i>Chrome</i>) 2007-'16 Except "L" 2018 Fat Bob</p>
	<p>Scorpion Derby Cover - The Barnett Scorpion Series clear derby covers are designed to fit OEM primary covers on select Harley Davidson Big Twins and feature a quarter inch thick, clear polycarbonate window to your clutch!</p>	<p>343-30-44015 - (<i>Black</i>) 2015-'22 FL's w/ narrow primary</p>
	<p>Scorpion Derby Cover - The Barnett Scorpion Series clear derby covers are designed to fit OEM primary covers on select Harley Davidson Big Twins and feature a quarter inch thick, clear polycarbonate window to your clutch!</p>	<p>343-30-43015 - (<i>Chrome</i>) 2015-'22 FL's w/ narrow primary</p>

CONTINUED ON NEXT PAGE

HARLEY DAVIDSON CLUTCHES

BIG TWIN MODELS – Big Twin/Twin Cam-Milwaukee Eight - 2017-22

» REPLACEMENT CLUTCH KITS, PLATES & SPRINGS

	DESCRIPTION	PART #
	FL Touring/Softail Clutch Kit (<i>narrow primary</i>) - Includes 10 Kevlar friction plates and 9 steel plates and a set of heavy duty springs.	303-30-10019 - Fits 2017-22 FL Touring models (<i>narrow primary</i>), 2018-22 Softails
	CVO Clutch Kit - Includes 9 Kevlar friction plates, 8 steel plates and a set of heavy duty springs.	303-30-10043 - Fits 2017 CVO model (<i>Twin Cam</i>)
	Clutch Plate Kit - Includes 9 Carbon Fiber friction plates and 8 steel drive plates.	306-30-20018 - Twin Cam models (<i>except CVO</i>)
	Extra Plate Kit - Includes 10 friction plates and 9 steel plates. Adds 11% more surface area to clutch for increased capacity. No modifications required.	307-30-10013 - Kevlar -Twin Cam models (<i>except CVO</i>) 307-30-20013 - Carbon Fiber - Twin Cam models (<i>except CVO</i>)
	Friction Plate Kit - Includes 9 friction plates.	302-30-10013 - Kevlar -Twin Cam models (<i>except CVO</i>) 302-30-20013 - Carbon Fiber - Twin Cam models (<i>except CVO</i>)
	Steel Drive Plates - 8 required	401-30-063014 - Twin Cam models (<i>except CVO</i>)
	Clutch Diaphragm Spring - Available in standard or heavy duty	502-00-01004 - Standard 502-00-01008 - Heavy Duty. 25% stiffer than stock Note: Does not fit 2013-21 ' <i>narrow primary</i> ' models/assist and slip clutch.
» COIL SPRING CONVERSION KITS	DESCRIPTION	PART #
	Coil Spring Conversion Kit - Includes a billet aluminum pressure plate and two sets of heavy duty coil springs. Provides three different spring pressure options and a smoother, more linear clutch engagement. Ideal for stock to high performance applications.	511-30-10004 - 2017 Twin Cam Models 511-30-10904 - Hydraulic version for models using O.E. HD hydraulic system Note: Does not fit 2013-22 ' <i>narrow primary</i> ' models/assist and slip clutch.

HARLEY DAVIDSON CLUTCHES

BIG TWIN MODELS – Big Twin/Twin Cam-Milwaukee Eight - 2017-22 *continued*

» COIL SPRING CONVERSION KITS



DESCRIPTION

Low Profile Lock-up Coil Spring Conversion Kit - Greatly increases the clutch capacity of the stock clutch making it ideal for stock to big inch motors. Fits under the stock primary cover with included spacer plate. Three sets of springs are included (*light/medium/heavy*) for multiple spring pressure options and reduced lever effort.

PART

618-30-23098 - Cable actuated
618-30-33098 - *Hydraulic
 *For use with O.E. HD hydraulic system
Note: Does not fit 2013-22 'narrow primary' models/assist and slip clutch.

» SCORPION CLUTCHES



DESCRIPTION

Scorpion Billet Clutch Assembly - Increases clutch surface area by 100%. This clutch features a billet aluminum pressure plate, steel hub, friction plates, steel plates and multiple sets of coil clutch springs for a wide variety of spring pressure tuning options. Designed to fit the OE type or Scorpion clutch basket.

PART

608-30-10011 - Fits 2017 Twin Cam models
608-30-10017 - Fits 2018-22 Softails / 2021-22 FL Touring Models
608-30-30011 - *Hydraulic - Fits 2017 Twin Cam models
608-30-30017 - *Hydraulic - 2017-20 FL Touring models (*narrow primary*)
 *For use with O.E. HD hydraulic system



Scorpion Billet Lock-up Clutch Assembly - This Scorpion clutch features a low-profile lock-up pressure plate designed to fit under the stock primary cover for the ultimate in performance. Multiple springs sets are included for a wide variety of spring pressure options while reducing lever effort. Ideal for stock to high HP/TQ applications. Designed to fit the OE type or Scorpion clutch basket.

608-30-23100 - Fits 2017 Twin Cam models
608-30-33100 - *Hydraulic - Fits 2017 Twin Cam models
608-30-33017 - *Hydraulic - 2017-20 FL Touring models (*narrow primary*)
 *For use with O.E. HD hydraulic system
608-30-23017 - Fits 2021-22 FL Touring Models

Note: Derby cover spacer plate #686-30-16100 is required for 2017-21 FL Touring models. The spacer plate is NOT required when using our derby cover #343-30-43015 / 343-30-44015.



Scorpion Billet Clutch and Basket Complete Kit - Includes Scorpion billet clutch and billet aluminum 'bolt-on' basket. Comes assembled. Note: bearing included.

698-30-40009 - Fits 2017 Twin Cam models
698-30-60009 - *Hydraulic - Fits 2017 Twin Cam models
 *For use with O.E. HD hydraulic system



Scorpion Billet Clutch and Basket Complete Kit - Includes Scorpion billet clutch and forged aluminum basket with ring gear and bearing included.

698-30-10009 - Fits 2017 Twin Cam models
698-30-30009 - *Hydraulic - Fits 2017-20 Twin Cam/FL Touring models
 *For use with O.E. HD hydraulic system



Scorpion Lock-up Clutch and Basket Complete Kit - Includes Scorpion billet low profile lock-up clutch and forged aluminum basket with ring gear and bearing included.

698-30-23710 - Fits 2017 Twin Cam models
698-30-33710 - *Hydraulic - Fits 2017-20 Twin Cam/FL Touring models
 *For use with O.E. HD hydraulic system

Note: Derby cover spacer plate #686-30-16100 is required for 2017-20 FL Touring models. The spacer plate is NOT required when using our derby cover #343-30-43015 / 343-30-44015.

CONTINUED ON NEXT PAGE

HARLEY DAVIDSON CLUTCHES

BIG TWIN MODELS – Big Twin/Twin Cam-Milwaukee Eight - 2017-22 *continued*

» SCORPION CLUTCHES



DESCRIPTION

PART

Scorpion Lock-up Clutch and Basket Complete Kit - Includes Scorpion billet low profile lock-up clutch and billet aluminum 'bolt-on' basket. Comes assembled. Note: bearing included.

698-30-53710 - Fits 2017 Twin Cam models

698-30-63710 - *Hydraulic - Fits 2017 Twin Cam models

*For use with O.E. HD hydraulic system



Scorpion Lock-up Pressure Plate - This billet pressure plate retro-fits to existing Scorpion clutch. Low profile design fits under stock primary cover. Further increases clutch capacity and reduces lever effort.

618-30-23710 - Retro-fit to 608-30-10011 / 608-30-23100

618-30-33710 - *Hydraulic - Retro-fit to 608-30-30011 / 608-30-33100


*For use with O.E. HD hydraulic system



Derby Cover Spacer Plate - Required when installing Scorpion lock-up clutch in 2015 FLHTCUL, FLHTCUL TL, FLHTKL and all 2016-21 FL's (*narrow primary*).

686-30-16100

NOTE: NOT required when using our derby cover #343-30-43015, 343-30-44015, 343-30-43018 or 343-30-44018



Scorpion Clutch Plate Replacement Kit - Includes replacement friction plates and steel plates for the Scorpion clutch assembly.

306-32-40443 - (*Dry*) Fits 608-30-10011 / 608-30-23100 / 608-30-10017 / 608-30-23017

306-32-20443 - (*Wet*) Fits Fits 608-30-10011 / 608-30-23100 / 608-30-10017 / 608-30-23017

306-32-10103 - Fits Hydraulic 608-30-30011 / 608-30-33100 / 608-30-33017



Scorpion Hub Puller - For all Scorpion hubs except 1971-'85 Ironhead Sportster. Made from Billet Aluminum with 7/16 hex bolt with protection cap and six SHCS. Easy to use - won't damage main shaft.

638-30-70001



Scorpion Clutch Lock Plates - Specifically designed to be used to lock outer clutch basket to inner hub.

638-30-80098 - 1998 & Later Big Twins / 1986-'90 Sportsters

» SCORPION CLUTCH BASKETS



Scorpion Clutch Basket - Features one piece primary/ring gear (46T/106T). Bearing NOT included. Re-use stock bearing or purchase OEM #37906-11 from H.D.

321-30-46012 - 2011-17 Big Twins.

321-30-02012 - 2007-16 Big Twins. Bolt-on billet basket-Attaches to O.E. ring gear. Bearing not included.

321-30-02017 - 2017-22 Big Twins.

106T Replacement Ring Gear

801-30-07106 - 2006 Dyna's/2007-17 Big Twins

106T Starter Pinion Gear - 20% larger gear and rollers compared to stock

804-30-07106 - 2006 Dyna's / 2007-17 Big Twins

HARLEY DAVIDSON CLUTCHES

BIG TWIN MODELS – Big Twin/Twin Cam-Milwaukee Eight - 2017-22 *continued*

» SCORPION DERBY COVERS

	DESCRIPTION	PART #
	Scorpion Derby Cover - The Barnett Scorpion Series clear derby covers are designed to fit OEM primary covers on select Harley Davidson Big Twins and feature a quarter inch thick, clear polycarbonate window to your clutch!	343-30-44015 - (Black) 2015-22 FL's w/ narrow primary
	Scorpion Derby Cover - The Barnett Scorpion Series clear derby covers are designed to fit OEM primary covers on select Harley Davidson Big Twins and feature a quarter inch thick, clear polycarbonate window to your clutch!	343-30-43015 - (Chrome) 2015-22 FL's w/ narrow primary
	Scorpion Derby Cover - The Barnett Scorpion Series clear derby covers are designed to fit OEM primary covers on select Harley Davidson Big Twins and feature a quarter inch thick, clear polycarbonate window to your clutch!	343-30-44018 - (Black) 2018-22 Softails except 2018 Fat Bob
	Scorpion Derby Cover - The Barnett Scorpion Series clear derby covers are designed to fit OEM primary covers on select Harley Davidson Big Twins and feature a quarter inch thick, clear polycarbonate window to your clutch!	343-30-43018 - (Chrome) 2018-22 Softails except 2018 Fat Bob

BIG TWIN MODELS – Big Twin-FL Touring Models - 2021-22

» REPLACEMENT CLUTCH KIT, SCORPION CLUTCHES

	DESCRIPTION	PART #
	FL Touring Clutch Kit (narrow primary) - Includes 10 Kevlar friction plates and 9 steel plates and a set of heavy duty springs.	303-30-10019 - Fits 2017-22 FL Touring models (narrow primary), 2018-22 Softails
	Scorpion Billet Clutch Assembly - Increases clutch surface area by 100%. This clutch features a billet aluminum pressure plate, steel hub, friction plates, steel plates and multiple sets of coil clutch springs for a wide variety of spring pressure tuning options. Designed to fit the OE type or Scorpion clutch basket.	608-30-10017 - Fits 2022 FL Touring Models
	Scorpion Billet Lock-up Clutch Assembly - This Scorpion clutch features a low-profile lock-up pressure plate designed to fit under the stock primary cover for the ultimate in performance. Multiple springs sets are included for a wide variety of spring pressure options while reducing lever effort. Ideal for stock to high HP/TQ applications. Designed to fit the OE type or Scorpion clutch basket. Note: Derby cover spacer plate #686-30-16100 is required for 2017-20 FL Touring models. The spacer plate is NOT required when using our derby cover #343-30-43015 / 343-30-44015.	608-30-23017 - Fits 2022 FL Touring Models

CONTINUED ON NEXT PAGE

HARLEY DAVIDSON CLUTCHES

BIG TWIN MODELS – Big Twin-FL Touring Models - 2021-22 *continued*

» SCORPION CLUTCH TOOLS




DESCRIPTION

Derby Cover Spacer Plate - Required when installing Scorpion lock-up clutch in 2015 FLHTCUL, FLHTCUL TL, FLHTKL and all 2016-22 FL's (*narrow primary*).

NOTE: NOT required when using our derby cover #343-30-43015 or 343-30-44015

PART

686-30-16100



Scorpion Clutch Plate Replacement Kit - Includes replacement friction plates and steel plates for the Scorpion clutch assembly.

306-32-40443 - (*Dry*) Fits
608-30-10011 / 608-30-23100 / 608-30-10017 /
608-30-23017

306-32-20443 - (*Wet*) Fits Fits
608-30-10011 / 608-30-23100 / 608-30-10017 /
608-30-23017



Scorpion Hub Puller - For all Scorpion hubs except 1971-'85 Ironhead Sportster. Made from Billet Aluminum with 7/16 hex bolt with protection cap and six SHCS. Easy to use—won't damage main shaft.

638-30-70001



Scorpion Clutch Lock Plates - Specifically designed to be used to lock outer clutch basket to inner hub.

638-30-80098 - 1998 & Later Big Twins/
1986-'90 Sportsters

» SCORPION CLUTCH BASKETS



Scorpion Clutch Basket - Features one piece primary/ring gear (46T/106T). Bearing NOT included. Re-use stock bearing or purchase OEM #37000168 from H.D.

321-30-02017 - 2011-22 Big Twins.

» SCORPION DERBY COVERS



Scorpion Derby Cover - The Barnett Scorpion Series clear derby covers are designed to fit OEM primary covers on select Harley Davidson Big Twins and feature a quarter inch thick, clear polycarbonate window to your clutch!

343-30-44015 - (*Black*) 2015-'22 FL's w/
narrow primary



Scorpion Derby Cover - The Barnett Scorpion Series clear derby covers are designed to fit OEM primary covers on select Harley Davidson Big Twins and feature a quarter inch thick, clear polycarbonate window to your clutch!

343-30-43015 - (*Chrome*) 2015-'22 FL's w/
narrow primary

HARLEY DAVIDSON CLUTCHES

PAN AMERICA – Pan America 1250 - 2021-22

» REPLACEMENT CLUTCH KIT,
CLUTCH CABLE

DESCRIPTION	PART #
-------------	--------



Performance Clutch Kit - Consists of Carbon Fiber friction plates, steel drive plates and a set of heavy duty springs. **304-30-20019**



Clutch cable **101-30-10069** - Available in black only



With Genuine Control Cables

OWN THE ROAD

from **Barnett**
Clutches & Cables

MADE IN THE U.S.A. SINCE 1948

CABLES

- Full line of stock and custom length throttle, cruise control and clutch cables
- HE inner wire provides longer life, smoother action and reduced lever effort
- All cable assemblies and hardware made in-house, in the USA
- Clear coat is guaranteed not to discolor from sun exposure
- Clutch cables feature our High Efficiency (HE) nylon coated and silicone lubed inner wire
- Fits for HD and Indian thru 2021 and Victory thru 2017



PLATINUM SERIES <small>Bright Silver Braid w/Clear Coat</small>	STAINLESS BRAID <small>w/Clear Coat</small>	TRADITIONAL BLACK VINYL	STEALTH SERIES <small>"Black on Black" (HD/Victory only)</small>
---	---	--------------------------------	--

BARNETTCLUTCHES.COM

HARLEY DAVIDSON CABLE ASSEMBLIES AND BRAKE LINES



All 1987 & later Harley Davidson clutch cables come standard with the High-Efficiency inner wire.

CABLES

Choose casing type by adding prefix to your product number

TRADITIONAL BLACK = 101-30-**

STAINLESS STEEL = 102-30-**

STEALTH SERIES = 131-30-**

PLATINUM SERIES = 106-30-**

» SPORTSTER MODELS

	THROTTLE	IDLE	CLUTCH
XL 1957-59			10001
XLCH 1958-70			10001
XLCH 1971-73			10015
XLCH 1974-76	30903		10015
XLCH late 1976-79	30901		10015
XLCR 1977-78	30901		10016
XLH 1958-70			10001
XLH 1971-73			10015
XLH 1974-early 1976	30903		10015
XLH late 1976-80	30901		10015
XLH 1981-85	30024	40024	10015
XLH 50 2007	30041	40041	10020
XLH 883 1986	30004	40004	10020
XLH 883 1987	30004	40004	10020
XLH 883 1988-95	30005	40005	10020
XLH 883C 1999	30021	40021	10020
XLH 883C 2000-01	30022	40022	10020
XLH 883C 2002-03	30021	40021	10020
XLH 883C 2004-06	30021	40021	10020
XLH 883C 2007-10	30041	40041	10020
XLH 883 Deluxe 1987	30004	40004	10020
XLH 883 Deluxe 1988-91	30005	40005	10020
XLH 883 Deluxe 1992-95	30005	40005	10020
XLH 883 Hugger® late 1987	30004	40004	10022
XLH 883 Hugger® 1988-95	30005	40005	10022
XLH 883 Hugger® 1996-01	30006	40006	10021
XLH 883 Hugger® 2002-03	30006	40006	10020
XLH 883L 2002-03	30021	40021	10020
XLH 883L 2004	30021	40021	10020
XLH 883L 2005-06	30021	40021	10020
XLH 883L 2007-10	30041	40041	10041
XLH 883L 2011-13	30041	40041	10020
XLH 883L 2014-20	30041	40041	10020
XLH 883N 2010-13	30041	40041	10020
XLH 883N 2014-21	30041	40041	10020
XLH 883R 2002-03	30021	40021	10020
XLH 883R 2006-13	30041	40041	10020
XLH 883R 2014-15	30041	40041	10020
XLH 883 Std. 1996-03	30021	40021	10020
XLH 883 Std. 2004-06	30021	40021	10020
XLH 883 Std. 2007-09	30041	40041	10020

NON-ABS LINES

ABS LINES

Choose casing type by adding prefix to your product number

TRADITIONAL BLACK = 251-30-**

STEALTH SERIES = 253-30-**

STAINLESS STEEL = 252-30-**

PLATINUM SERIES = 256-30-**

» SPORTSTER MODELS

	FRONT BRAKE	REAR BRAKE	HYD. CLUTCH	FRONT TOP BRAKE	COMPLETE	REAR BRAKE
XL 1957-59						
XLCH 1958-70						
XLCH 1971-73						
XLCH 1974-76						
XLCH late 1976-79						
XLCR 1977-78						
XLH 1958-70						
XLH 1971-73						
XLH 1974-early 1976						
XLH late 1976-80						
XLH 1981-85						
XLH 50 2007	11067					
XLH 883 1986						
XLH 883 1987	11088					
XLH 883 1988-95	11088					
XLH 883C 1999	11088					
XLH 883C 2000-01	11088					
XLH 883C 2002-03	11088					
XLH 883C 2004-06	11067					
XLH 883C 2007-10	11067					
XLH 883 Deluxe 1987	11088					
XLH 883 Deluxe 1988-91	11088					
XLH 883 Deluxe 1992-95	11188					
XLH 883 Hugger® late 1987	11088					
XLH 883 Hugger® 1988-95	11088					
XLH 883 Hugger® 1996-01	11088					
XLH 883 Hugger® 2002-03	11088					
XLH 883L 2002-03						
XLH 883L 2004						
XLH 883L 2005-06	11069					
XLH 883L 2007-10						
XLH 883L 2011-13	11069					
XLH 883L 2014-20						
XLH 883N 2010-13	11069					
XLH 883N 2014-21	11172					
XLH 883R 2002-03	13060					
XLH 883R 2006-13	13066					
XLH 883R 2014-15						
XLH 883 Std. 1996-03	11088					
XLH 883 Std. 2004-06	11069					
XLH 883 Std. 2007-09	11069					

CONTINUED ON NEXT PAGE

HARLEY DAVIDSON CABLE ASSEMBLIES AND BRAKE LINES



All 1987 & later Harley Davidson clutch cables come standard with the High-Efficiency inner wire.

» SPORTSTER MODELS

	THROTTLE	IDLE	CLUTCH
XLH 1100 1986-87	30004	40004	10022
XLH 1200 1988-95	30005	40005	10022
XLH 1200 Std. 1996-01	30006	40006	10021
XLH 1200 Std. 2002-03	30006	40006	10020
XLH 1200C 1996-99	30021	40021	10021
XLH 1200C 2000-01	30022	40022	10020
XLH 1200C 2002	30021	40021	10020
XLH 1200C 2003	30021	40021	10020
XLH 1200C 2004-06	30021	40021	10020
XLH 1200C 2007-10, 2012-13	30041	40041	10020
XLH 1200C 2014-20	30041	40041	10020
XLH 1200C ANV 2013	30041	40041	10020
XLH 1200CA 2013	30041	40041	10020
XLH 1200CA 2014-16	30041	40041	10020
XLH 1200CB 2013	30052	40052	10052
XLH 1200CB 2014-17	30052	40052	10052
XLH 1200CP 2012-16	30052	40052	10052
XLH 1200CX 2017-20	30059	40059	10059
XLH 1200L 2007-11	30041	40041	10041
XLH 1200N 2007-12	30041	40041	10041
XLH 1200NS 2018-20	30041	40041	10052
XLH 1200NS 2021	30052	40052	10052
XLH 1200R 2004-06	30021	40021	10020
XLH 1200R 2007-09	30041	40041	10020
XLH 1200S thru 2001	30021	40021	10020
XLH 1200S 2002-03	30021	40021	10021
XLH 1200T 2015-20	30041	40041	10020
XLH 1200V 2012-13	30052	40052	10052
XLH 1200V 2014-16	30052	40052	10052
XLH 1200X & ANX 2010-13	30041	40041	10020
XLH 1200X & ANX 2014-21	30041	40041	10020
XLH 1200XS 2018-20	30041	40041	10041
XLS 1979-80	30901		10016
XLS 1981-82	30024	40024	10015
XLS 1983-85	30024	40024	10015
XLT 1977			10015
XLX 1983-85	30024	40024	10016
XR1000 (All)	31-30906		10016
XR1200 2010	30049	40049	10049
XR1200X 2010-13	30049	40049	10049

CABLES

Choose casing type by adding prefix to your product number

TRADITIONAL BLACK = 101-30-**

STAINLESS STEEL = 102-30-**

STEALTH SERIES = 131-30-**

PLATINUM SERIES = 106-30-**

NON-ABS LINES

ABS LINES

Choose casing type by adding prefix to your product number

TRADITIONAL BLACK = 251-30-**

STEALTH SERIES = 253-30-**

STAINLESS STEEL = 252-30-**

PLATINUM SERIES = 256-30-**

» SPORTSTER MODELS

	FRONT BRAKE	REAR BRAKE	HYD. CLUTCH	FRONT TOP BRAKE	COMPLETE	REAR BRAKE
XLH 1100 1986-87						
XLH 1200 1988-95	11188					
XLH 1200 Std. 1996-01	11188					
XLH 1200 Std. 2002-03	11188					
XLH 1200C 1996-99	11188					
XLH 1200C 2000-01	11188					
XLH 1200C 2002	11188					
XLH 1200C 2003	11188					
XLH 1200C 2004-06	11067					
XLH 1200C 2007-10, 2012-13	11067					
XLH 1200C 2014-20						
XLH 1200C ANV 2013	11067					
XLH 1200CA 2013	11067					
XLH 1200CA 2014-16						
XLH 1200CB 2013						
XLH 1200CB 2014-17						
XLH 1200CP 2012-16						
XLH 1200CX 2017-20						
XLH 1200L 2007-11	11079					
XLH 1200N 2007-12	11067					
XLH 1200NS 2018-20				52762		
XLH 1200NS 2021	11763			52762		
XLH 1200R 2004-06	13066					
XLH 1200R 2007-09	13066					
XLH 1200S thru 2001						
XLH 1200S 2002-03						
XLH 1200T 2015-20						
XLH 1200V 2012-13						
XLH 1200V 2014-16						
XLH 1200X & ANX 2010-13						
XLH 1200X & ANX 2014-21	11171					
XLH 1200XS 2018-20						
XLS 1979-80						
XLS 1981-82						
XLS 1983-85						
XLT 1977						
XLX 1983-85						
XR1000 (All)						
XR1200 2010						
XR1200X 2010-13						

CONTINUED ON NEXT PAGE

HARLEY DAVIDSON CLUTCHES

SPORTSTER MODELS – Through 1970





» REPLACEMENT CLUTCH KITS, PLATES & SPRINGS

	DESCRIPTION	PART #
	'Extra-Plate' Clutch Kit - Consists of 8 friction plates, 1 steel driven plate and a set of heavy-duty clutch springs. Made of our new Kevlar type friction material giving a maximum performance while eliminating swell, fading and creeping problems. Installs like a stock clutch, nothing else needed. Adds approximately 14% more clutch surface area.	303-30-10010
	Friction Plate Kit - Consists of 7 friction plates bonded to aluminum cores. (H.D. No. 37985-52A0)	302-30-10010
	Sintered Friction Plate - These race-proven plates are for the serious racer and the ultimate answer for hot strokers. The plates are made of sintered-iron fused to high tensile strength cores. Resistant to wear and high temperatures. They are designed to be run dry, but if they become contaminated with oil, they can be easily cleaned and reused. Normally used as a slipper clutch. .140" Thickness.	301-30-70004
	Drive Plates - Replaces H.D. #37992-52. Made of steel, .047 thickness, key-hole slots.	401-30-047050
	Extra-Thick Drive Plates - Made of heavy gauge steel for use in racing machines (primarily drag bikes) in conjunction with our #301-30-70004 sintered-iron friction plates. Thicker plates help reduce warpage problems and also build up stack height as friction plates wear.	401-30-059050 (.059" thick) 401-30-089050 (.089" thick) 401-30-075050 (.078" thick) 401-30-119050 (.119" thick)
	Sportster Backing Plate - Fits models thru 1970. Made of heavy gauge steel. Replaces H.D. No. 38016-57.	401-30-089070
	Clutch Springs - Replacement (Set of 6), 40 lbs @ 1"	501-39-06052
	Clutch Springs - Heavy Duty (Set of 6), 50 lbs @ 1"	501-50-06053
	Clutch Lock Plate - Used to hold clutch shell from turning when engine sprocket, clutch hub and rear chain front sprocket nuts are removed. Sportsters through 1970 (HD #97175-55)	317-30-30003

HARLEY DAVIDSON CLUTCHES



SPORTSTER MODELS – 1971-1985

» REPLACEMENT CLUTCH KITS, PLATES & SPRINGS

	DESCRIPTION	PART #
	Friction Plate Kit - Comes with 8 friction plates and spacers. We also recommend use of our No. 401-30-047060 drive plates. Run as a wet clutch.	302-30-10030 - Kevlar 302-30-20030 - Carbon Fiber
	Outer Drive Plate - Fits 1971 thru early '84 models. Alloy friction plate, bonded on one side only. (H.D. No. 37987-71)	301-30-10008
	Sportster Drive Plate - Made of tough steel. (H.D. No. 37992-71). 8 Req.	401-30-047060
	Clutch Spacers - (Stock 1.525") Used to assist in adjusting the pressure plate (<i>releasing disc</i>). They come in a set of six.	319-30-10003



» SCORPION CLUTCHES



	DESCRIPTION	PART #
	Scorpion Clutch Assembly - Provides a 250% increase in clutch surface area and utilizes six coil springs for a vast improvement in feel and performance compared to the stock dual spring clutch. Featuring a steel inner hub and billet aluminum pressure plate, three different spring sets are also included to suit virtually any application. Direct fit- no modifications required.	607-30-10871 - Fits the 1971-'85 1000cc Ironhead Sportster. 306-32-40871 - Replacement Kit. Consists of friction plates and steel plates.
	Scorpion Clutch Lock Plates - Specifically designed to be used to lock outer clutch basket to inner hub.	638-30-80086 - 1986-'89 Big Twins / 1971-'83 Sportsters

SPORTSTER MODELS – SPORTSTER/EVOLUTION 1986-1990

» REPLACEMENT CLUTCH KITS, PLATES & SPRINGS

	DESCRIPTION	PART #
	Clutch Plate Kit - Consists of 7 bonded friction plates. Fits 1986 to 1990 883, 1100 and 1200 models. (H.D. #36788-84)	302-30-10090 - Kevlar 302-30-20090 - Carbon Fiber
	'Extra-Plate' Clutch Kit - Fits Evolution Sportster models. Consists of 9 friction disc and 8 steel drive plates. Adds 28% more surface to clutch. Very smooth, positive action. A must for performance engines. (Double steel not used with this kit.)	307-30-10090

CONTINUED ON NEXT PAGE

HARLEY DAVIDSON CLUTCHES

SPORTSTER MODELS – SPORTSTER/EVOLUTION 1986-1990 *continued*

» REPLACEMENT CLUTCH KITS, PLATES & SPRINGS



DESCRIPTION

Clutch Kit - Consists of 7 frictions, 5 steel plates, and 1 spring.

PART

303-30-20014



Steel Drive Plates - Fits 1986 to 1990 883, 1100 and 1200 models. (H.D. #37678-84)

401-30-063100



Clutch Spring - Heavy Duty (1) 20% stronger than stock.

502-00-01078

» SCORPION CLUTCHES/ CLUTCH TOOLS



DESCRIPTION

Scorpion Clutch Assembly - Increases clutch surface area by 100%. Features six coil springs, steel inner hub and billet aluminum pressure plate. Extra spring sets are included for multiple spring pressure options. Designed to fit into OEM type clutch basket.

PART

607-30-10084 - Fits the 1986-90 4-speed Evo 883/1100/1200 Sportster.

306-32-20643 - Replacement Kit. Consists of friction plates and steel plates.



Scorpion Hub Puller - For all Scorpion hubs except 1971-'85 Ironhead Sportster. Made from Billet Aluminum with 7/16 hex bolt with protection cap and six SHCS. Easy to use - won't damage main shaft.

638-30-70001



Diaphragm Clutch Spring Compression Tool - Makes it easy to remove and re-install retainer ring.

317-30-30002

1986-'90 4-speed Sportsters



Scorpion Clutch Lock Plates - Specifically designed to be used to lock outer clutch basket to inner hub.

638-30-80098 - 1998 & Later Big Twins/ 1986-'90 Sportsters

HARLEY DAVIDSON CLUTCHES

SPORTSTER MODELS – SPORTSTER 1991 & LATER

» REPLACEMENT CLUTCH KITS, PLATES & SPRINGS

	DESCRIPTION	PART #
	Clutch Kit - Consists of 8 frictions and 6 steel plates. Fits all XLH models.	306-30-20016
	'Extra-Plate' Clutch Kit - Consists of 9 friction plates and 8 steel drive plates. Adds 12% more surface area to clutch pack. <i>(Note: Double steel drive plate not used with this kit.)</i>	307-30-10011 - Kevlar 307-30-20011 - Carbon Fiber
	Friction Plate Kit - This kit consists of 8 bonded friction plates. Replaces H.D. Nos. 37910-90 and 37911-90 friction plates.	302-30-10011 - Kevlar 302-30-20011 - Carbon Fiber
	Steel Drive Plates - 6 required. <i>(Note: You must re-use stock double, riveted drive plate.)</i>	401-30-063012
	Replacement Clutch Spring - (1) Standard clutch spring. Heavy Duty Clutch Spring - (1) 25% stronger than stock, race applications, only.	502-00-01081 502-00-01077
	Billet Aluminum Pressure Plate - Fits 1990-97 Evo Big Twins & 1991 & up 5-speed Evo Sportsters. Made of T6 aluminum alloy and anodized. Exact replacement-no modifications required.	319-30-20118

HARLEY DAVIDSON CLUTCHES

SPORTSTER MODELS – SPORTSTER 1991 & LATER *continued*

» SCORPION CLUTCHES



DESCRIPTION

Scorpion Clutch Assembly - Increases clutch surface area by 100%. Features six coil springs, steel inner hub & billet aluminum pressure plate. Extra spring sets are included for multiple spring pressure options. Designed to fit into OEM type clutch basket.

PART

607-30-10091 - Fits the 1991 & later 5-Speed EVO Sportster, Buell (1991-'02) 883/1200.

306-32-40543 - Replacement Kit. Consists of friction plates and steel plates.



Scorpion Lock-Up Clutch - Low profile design fits under stock primary cover—No mods required! Progressively increases clutch pressure as RPMs increase. Multiple spring sets included for a variety of pressure options. Suitable for mild to wild motors.

607-30-23199 - Fits the 1991-03 Sportster.

306-32-40544 - Replacement Kit. Consists of friction plates and steel plates.



Scorpion Hub Puller - For all Scorpion hubs except 1971-'85 Ironhead Sportster. Made from Billet Aluminum with 7/16 hex bolt with protection cap and six SHCS. Easy to use—won't damage main shaft.

638-30-70001



Scorpion Clutch Lock Plates - Specifically designed to be used to lock outer clutch basket to inner hub.

638-30-80090 - 1990-'97 Big Twins/1991 & Later Sportsters & Buell



Diaphragm Clutch Spring Compression Tool - Makes it easy to remove and re-install retainer ring.

317-30-30001

1990-'97 Big Twins/1991 & Later Sportsters

SPORTSTER MODELS –SPORTSTER S 2021-22

» REPLACEMENT CLUTCH KIT, CLUTCH CABLE



DESCRIPTION

Performance Clutch Kit - Consists of Carbon Fiber friction plates, steel drive plates and a set of heavy duty springs.

PART

304-30-20019

HARLEY DAVIDSON CLUTCHES

OTHER CLUTCHES CAN'T CUT IT!




MAXIMUM POWER TRANSFER AND REDUCED LEVER EFFORT!

Weights can be added or subtracted

Includes three sets of coil springs

Billet steel clutch hub




Six pressure arms progressively increase pressure

CNC machined, 6061-T6 billet aluminum

Friction plates are wider for greatly increased capacity

Tempered steel plates



BARNETTCLUTCHES.COM

BarnettClutches.com

CONTINUED ON NEXT PAGE

HARLEY DAVIDSON V-ROD MODELS



All 1987 & later Harley Davidson clutch cables come standard with the High-Efficiency inner wire.

CABLES

Choose casing type by adding prefix to your product number

TRADITIONAL BLACK = 101-30-**

STAINLESS STEEL = 102-30-**

STEALTH SERIES = 131-30-**


PLATINUM SERIES = 106-30-**

» V-ROD MODELS

	THROTTLE	IDLE	IDLE/SW	CLUTCH
VRSCA 2002-05	30019	40019		
VRSCA 2006-07	30019	40019		
VRSCB 2004-05	30023	40023		
VRSCD 2006-08	30023	40023		
VRSCF 2009-17	30019	40019		
VRSCR 2006-07	30023	40023		
VRSCX 2007	30037	40037		
VRSCAW 2008-10	30019	40019		
VRSCDA 2008	30023	40023		
VRSCDX 2007-11	30037	40037		
VRSCDX 2012-16	30019	40019		
VRSCDX-ANN 2012	30019	40019		
VRSCDX 2017	30019	40019		
VRSCSE 2005-06	30019	40019		
VRSCAWA 2008	30019	40019		
VRSCDXA 2008	30037	40037		

V-ROD MODELS – 2002 Through '07

» CLUTCH KITS & SPRINGS



DESCRIPTION

PART

Complete Kit - Consists of 9 frictions, 8 steels, 5 springs.

303-30-10015 - Kevlar

'Extra-Plate' Clutch Kit - Consists of 10 frictions, 9 steels, 5 springs for Hi-Performance applications.

304-30-10015 - Kevlar
304-30-20015 - Carbon Fiber

Two Extra Plate Kit - Consists of 11 frictions, 10 steels, 5 extra heavy duty springs for Hi-Performance applications

308-30-40015



Heavy Duty Clutch Spring Set - Consists of 5 heavy duty springs.

501-82-05074

Extra Heavy Duty Clutch Spring Set - Consists of 5 springs (Red).

501-99-05091

V-ROD MODELS – 2008 Through '17

» REPLACEMENT CLUTCH KIT & SPRINGS



DESCRIPTION

PART

Complete Kit - Consists of 9 frictions, 8 steels, 4 heavy duty springs.

303-30-20040



Clutch Spring Set

501-58-04131

NON-ABS LINES

ABS LINES

Choose casing type by adding prefix to your product number

TRADITIONAL BLACK = 251-30-**

STEALTH SERIES = 253-30-**

STAINLESS STEEL = 252-30-**

PLATINUM SERIES = 256-30-**

» V-ROD MODELS

	FRONT BRAKE	REAR BRAKE	CLUTCH	FRONT TOP BRAKE	COMPLETE	REAR BRAKE
VRSCA 2002-05	13054		31159			
VRSCA 2006-07			31159			
VRSCB 2004-05	13054		31159			
VRSCD 2006-08	13059		31159			
VRSCF 2009-17	13103		31159			
VRSCR 2006-07			31159			
VRSCX 2007	13059		31159			
VRSCAW 2008-10			31159			
VRSCDA 2008			31159			
VRSCDX 2007-11	13059		31159			
VRSCDX 2012-16	13122		31159			
VRSCDX-ANN 2012	13103		31159			
VRSCDX 2017			31159			
VRSCSE 2005-06						
VRSCAWA 2008			31159			
VRSCDXA 2008			31159			

HARLEY DAVIDSON STREET / XR1200 MODELS



All 1987 & later Harley Davidson clutch cables come standard with the High-Efficiency inner wire.

» STREET MODELS

	THROTTLE	IDLE	IDLE/SW	CLUTCH
XG500 2015-20	30058	40058		10058
XG750 2015-20	30058	40058		10058
XG750A Street Rod 2018-20	30064	40064		10064

CABLES

Choose casing type by adding prefix to your product number

TRADITIONAL BLACK = 101-30-**


STEALTH SERIES = 131-30-**

STAINLESS STEEL = 102-30-**

PLATINUM SERIES = 106-30-**

STREET MODELS – 500/750 2015 Through '20

» REPLACEMENT CLUTCH KIT



DESCRIPTION

Clutch Kit - Consists of 8 Kevlar friction plates, 7 steels and 4 heavy duty springs.

PART

303-30-10045

XR1200 – 2009 Through '13

» REPLACEMENT CLUTCH KIT



DESCRIPTION

Clutch Kit - Consists of 8 friction plates and 7 steel plates.

PART

306-30-20015

CONTINUED ON NEXT PAGE

HARLEY DAVIDSON

THROTTLE, CARB CONVERSIONS

DESCRIPTION	PART #
THROTTLE, CARB CONVERSIONS	
» KEIHIN	
Adapts universal throttles and twist grips to stock Keihin Harley Carbs	101-31-30902
» BENDIX/ZENITH	
For Bendix/Zenith Carbs with Pulley/Crank Throttle cable- 33" casing, 1981-95 throttles	101-30-30024
For Bendix/Zenith Carbs with Pulley/Crank Idle cable. 33" Casing, 1981-95 throttles	101-30-40024
For Bendix/Zenith Carbs with Pulley/Crank Throttle cable, 33" Casing, '96 & up Throttles	101-31-30011
For Bendix/Zenith Carbs with Pulley/Crank Idle cable. 33" Casing, '96 & up throttles	101-31-40011
Adapts stock 1976-80 throttles to S&S,SU and Bendix carbs. Made with a 90° elbow, 1/4 -20 thread.	101-31-30904
» MIKUNI	
For early-type Mikuni carb conversions, round slide, flat slide, etc. DOES NOT FIT CURRENT HS40/42/45 MIKUNI CARB KITS. Cable includes an elbow (our #111-80-17006) with 6mm fine thread so that it can be securely fitted to carb, not just a slip-fit like other cables.	101-31-30901
Adapts 1976-80 stock throttle to Mikuni carbs thru 44mm. (Not HS 40/42/45)	101-31-30905
Adapts 1981-1995 stock throttles to Mikuni carbs thru 44mm, (Not HS 40/42/45)	101-31-30903
Replacement cable for Mikuni HS 40 kits. Throttle cable. 41" Casing, 130° Elbow Thru 1995	101-31-30004
Replacement cable for Mikuni HS 40 kits. Idle cable. 41" Casing, 130° Elbow Thru 1995	101-31-40004
Replacement cable for Mikuni HS 40 kits. Throttle cable. 41" Casing, 90° Elbow 1996 & up	101-31-30005
Replacement cable for Mikuni HS 40 kits. Idle cable. 41" Casing, 90° Elbow 1996 & up	101-31-40005
Adapts 1981-1995 throttles to Mikuni HS-42/45 and screaming eagle Mikuni carbs	101-31-30008
Throttle cable. 130° elbows	

DESCRIPTION	PART #
Adapts 1981-1995 throttles to Mikuni HS-42/45 and screaming eagle Mikuni carbs. Idle cable. 130 degree elbows	101-31-40008
Adapts 1996 & up throttles to Mikuni HS-42/45 and screaming eagle Mikuni carbs. Throttle cable. 1996 & up, 90° elbow.	101-31-30009
Adapts 1996 & up throttles to Mikuni HS-42/45 and screaming eagle Mikuni carbs. Idle cable. 1996 & up, 90° elbow.	101-31-40009
» S&S/SCREAMING EAGLE/SU/BENDIX	
Adapts stock 1976-80 throttles to S&S,SU and Bendix carbs. Made with a 90° elbow, 1/4 -20 thread.	101-31-30904
Adapts 1981-1995 throttles to S&S Super E & G carbs	101-31-30002
Throttle cable. 130° elbows, 38" casing	
Adapts 1981-1995 throttles to S&S Super E & G carbs	101-31-40002
Idle cable. 130° elbows, 38" casing	
Adapts 1996 & up throttles to Screaming Eagle/S&S Super E&G carbs	101-31-30003
Throttle cable. 1996 & up, 90° elbow, 38" casing	
Adapts 1996 & up throttles to Screaming Eagle/S&S Super E&G carbs	101-31-40003
Idle cable. 1996 & up, 90° elbow, 38" casing	
Adapts 1981-1995 throttles to S&S (Not Super E & G) SU & Bendix carbs.	101-31-30001
Throttle cable. Made with a 130° elbow	
Adapts 1981-95 throttles to S&S (Not Super E&G) SU & Bendix carbs.	101-31-40001
Idle cable. Made with a 130° elbow	
» XR 750/1000	
Fits XR750/1000 models. Front	101-31-30907
Fits XR750/1000 models. Rear	101-31-30908
Replacement 1 to 2 throttle cable for XR1000 models. Replaces stock set-up with single top cable, aluminum junction box (splitter) with single cables to carbs.	101-31-30906
Fits stock throttle/carbs	

BRAKE CABLE ASSEMBLIES CONTROL COIL/SPEEDO & TACHOMETER CABLE ASSEMBLIES

DESCRIPTION	PART #
MISC. CABLE ASSEMBLIES	
Clutch Cable Assembly	
Fits 1974-78 SX 175-250 Models	101-30-10002
Front Brake Cable Assembly	
Fits Big Twins thru 1971, Sportster, K-model, Servi-Car, and all drum brake models	101-31-20001
Front Brake Cable Assembly	
Fits Big Twins thru 1971, Sportster, K-model, Servi-Car, and all drum brake models (+8")	101-31-20001-08
Rear Brake Cable Assemblies	
1975-76 Sportster. Drum brake models.	101-30-10017
Rear Brake Cable Assemblies	
Fits 1977-78 Sportster models. Drum brake w/ switch.	101-30-10019

CONTROL COIL ASSEMBLIES

Control Wire	
Wire only. Length - 66 inches. (H.D. No. 56371-57)	101-30-31001
Control Coil Assembly	
Fits 1949-53 Harley Davidson Big Twins (OE #56528-49)	101-30-32002
Control Coil Assembly	
As H.D. No. 56502-54 extra strength for high bars. Glide "K" and 165. 1954 and later, 54" long.	101-30-32001
Control Cable-Inner	
Replaces H.D. Nos. 38629-52, 45235-53 and 38630-52. Replacement clutch and brake cable for 125, 165, Servi-Car, Sportster and Hydra Glide. .250 O.D. stainless steel fitting on one end. 62" long. Trim to fit.	101-30-31002

SPEEDOMETER CABLE ASSEMBLIES

Fits XLX 83-85, XR1000 83-84, FXB 80-82, FXE 73-E84, FXEF 79-84, FXLR 86-94, FXR 86-94, FXRP 85, FXRS 84-87, FXS 77-84, FXSB 83-85, FLTR/I 97-99. 16mm 40" Long. OEM 67051-73, 67052-78A, 67078-85A, 67063-89, 67077-85	101-30-60001
Fits XLS L84-85, XLH 883/1100/1200 86-94, XL 73, FLHT 96 & UP, FXRS-CONV 90-94, FXRSP 85-93, FXRT 85, FXRC 85-87, FXRP 86-87, FX 78-82, FXSB 82-84, FXRS 84-87. 16mm 43" Long. OEM 67048-83A, 67060-96, 67063-89, 67052-78B	101-30-60002
Fits FXRD 86, FXRDG 84, FXRT 83-84 & 86-94, XLS 83, FXWG 86. 16mm 47" long. OEM 67054-83B, 67054-83A	101-30-60003

DESCRIPTION	PART #
Fits XLCH 74-79, XLCR 77-78, XLH 74-83, XLT 77, XLS 79-82, FLHT 83-85, FLHTC 80-85 & 87-95, FLHTCU/I 89-95, FLHTP 84-85 & 87-95, FLT 80-83, FLTC 80-86, FXDWG 93-95, FXST 84-90, FXSTC 86-95, FXSTS 88-95, FXSTSB 95, FXWG 84-85, FXR 82-83, FXRP 84, FXRS 82-83, FLTCU 89-95, FLHTC/P 89-95, FXDG 91-95. 12mm 40" long. OEM 67024-84A, 67038-84, 67051-74, 67060-87A, 67072-79, 67186-88, 67060-79B	101-30-60004
Fits FL 81-84, FLHS 87-94, FLST 86-90, FLSTC 87-95, FLSTF 90-95, FLSTN 93-95, FLTC/FLTCU 87-95, FLTCUI 96, FXDB-D 92, FXDB-S 91, FXDC 92, FXDL 93-94, FXRS 88-92. 12mm 36" long. OEM 67026-81, 67072-87B, 67079-86A	101-30-60006
Trans-Drive, Fits all FL/FX, 5/8-18 top nut. 36" long	101-30-70002
Trans-Drive, Fits all XL1965-69, 5/8-18 top nut 46" long	101-30-61002
Trans-Drive, XL 1970-72, 16mm top nut. 46" long	101-30-61003

TACHOMETER CABLE ASSEMBLIES

Fits 1974-80 XL models. Black vinyl casing, 33" long.	101-30-70001
Fits 1970-73 XL models. Black vinyl casing, 32" long. 16mm top nut.	101-30-61001

HARLEY-DAVIDSON SPEEDOMETER CABLES

OEM NO.	BT&E NO.	TOP NUT	LENGTH	APP.
67024-84A		12mm	39"	
67038-84		12mm	39"	
67370-90		12mm	39"	
67051-74	101-30-60004 (40")	12mm	39"	F.W. Drive
67060-87A		12mm	39"	
67072-79		12mm	40"	
67186-88		12mm	39"	
67026-37				
67026-62	101-30-70002	5/8"	36"	Trans Drive All FL/FX
92062-65A				
	101-30-61002	5/8"	46"	Trans Drive XL thru '69
	101-30-61003	16mm	46"	Trans Drive 1970-72 XL
67051-73		16mm	39"	
67052-78A		16mm	40"	
67052-78B	101-30-60001 (40")	16mm	40"	F.W. Drive
67063-89		16mm	40"	
67077-85		16mm	36"	
67078-85/A		16mm	39"	
67048-83/A	101-30-60002	16mm	42"	
67060-96	101-30-60002	16mm	41"	F.W. Drive
670-54-83/A	101-30-60003	16mm	45"	F.W. Drive
67026-81	101-90-60006 (35")	12mm	35"	
67072-87/B		12mm	34"	F.W. Drive
67079-86A		12mm	34"	
67077-85	101-30-60005 (35")	16mm	36"	F.W. Drive

ALL PRODUCTS LISTED BY MAKE

HODAKA-HONDA

HODAKA CLUTCHES

MODEL	PART NUMBER	DESCRIPTION
Hodaka 90	302-33-50001	For Hodaka 90 models. Consists of 3 aluminum alloy, corprene bonded clutch plates.

HODAKA CABLES

DESCRIPTION	CABLE TYPE	PART NUMBER
Fits 1976-77 Road Toad and Dirt Squirt. Also fits 1975-76 100 MX models. (Hodaka Nos. 998-950, 988-950)	Throttle	101-33-30001
Fits models using 6mm adjuster	Clutch	101-33-10001
All models	Front Brake	101-33-20001

HONDA CLUTCHES

YEAR	MODEL	FRIC. PLATES (QTY.)	STEEL PLATES (QTY.)	SPRING KITS	CLUTCH-KITS	REMARKS / NOTES	CLUTCH BASKET	PRESSURE PLATE
50cc								
ALL	C100/110	301-35-50002(3)						
2004-22	CRF50F	301-35-50003(2)						
1982	MB-5	301-35-10008(3)	401-35-063057(2)	501-40-04017				
1988-00	ZR50R	301-35-50003(2)						
1986-87	ZR50RD/R	301-35-50003(2)						
60cc								
1983-84	CR60R	301-35-10008(4)	401-35-063057(3)	501-40-04017				
70cc								
1978-85	ATC-70	301-35-50003(2)						
2004-12	CRF70F	301-35-50003(2)						
ALL	CT-70	301-35-50003(2)						
1997-03	XR70R	301-35-50003(2)						
75cc								
1977-79	XL-75	301-35-10008(3)	401-35-063057(2)	501-58-04018				
1976-78	XR-75	301-35-10008(3)	401-35-063057(2)	501-58-04018				
80cc								
1980-83	CR80R (Elsinore)	301-35-10008(4)	401-35-063057(3)	501-40-04017				
1984-02	CR80R	301-35-10008(5)	401-35-063057(4)	501-44-04002	*303-35-10003	*Complete Kit	321-35-01002 (*86-02)	
2004-13	CRF80F	301-35-10008(3)	401-35-063057(2)	501-58-04018	*303-35-10001	*Complete Kit		
1980-85	XL-80S	301-35-10008(3)	401-35-063057(2)	501-58-04018	*303-35-10001	*Complete Kit		
1979-03	XR80R	301-35-10008(3)	401-35-063057(2)	501-58-04018	*303-35-10001	*Complete Kit		
85cc								
2003-07	CR85R	301-35-10008(5)	401-35-063057(4)	501-44-04002	*303-35-10003	*Complete kit	321-35-01002	
90cc								
ALL	ATC90 Auto	301-35-50004(3)						
ALL	CT/ST90	301-35-50004(3)						
1993-22	TRX-90	301-35-10008(4)	401-35-063057(3)					
100cc								
ALL	CB / CL / SL100	301-35-10008(5)	401-35-063057(4)	501-56-04015	*305-35-10001	*Frictions/ Springs		
2004-13	CRF100F	301-35-10008(4)	401-35-063057(3)	501-40-04017	*303-35-10002	*Complete Kit		
THRU 78	XL100K	301-35-10008(5)	401-35-063057(4)	501-56-04015	*305-35-10001	*Frictions/ Springs		
1979-83	XL100S	301-35-10008(4)	401-35-063057(3)	501-58-04018				
1981-86	XR100R	301-35-10008(4)	401-35-063057(3)	501-58-04018				
1987-03	XR100R	301-35-10008(4)	401-35-063057(3)	501-40-04017	*303-35-10002	*Complete Kit		
110cc								
ALL	ATC110 Auto	301-35-50004(3)						
2015-22	CRF110F		401-35-063062(2)					
1980-86	CT110	301-35-50004(3)						
ALL	CT200/T200	301-35-10008(3)						
125cc								
1984-85	ATC125M	301-35-50004(3)						
1986-87	ATC125M	301-35-10008(4)	401-35-063057(3)	501-58-04018				

ALL PRODUCTS LISTED BY MAKE

HONDA

HONDA CLUTCHES

YEAR	MODEL	FRIC. PLATES (QTY.)	STEEL PLATES (QTY.)	SPRING KITS	CLUTCH-KITS	REMARKS / NOTES	CLUTCH BASKET	PRESSURE PLATE
2019-22	C125A		401-35-047062(3)					
1976-78	CB / CL / SL125	301-35-10008(5)	401-35-063057(4)	501-56-04015	*305-35-10001	*Frictions/ Springs		
1979-82	CB125S	301-35-10008(5)	401-35-063057(4)	501-56-04015	*305-35-10001	*Frictions/ Springs		
1977	CM125	301-35-10008(5)						
1974-78	CR125M	301-35-10009(6)	401-35-047062(5)	501-29-06072				
1979-80	CR125R		401-35-047062(5)	501-40-05017				
1981	CR125R	301-35-10008(6)	401-35-047062(5)	501-40-05017				
1982	CR125R	301-35-10008(7)	401-35-055062(6)	501-40-05017				
1983-84	CR125R	301-35-10010(6)	401-35-059045(5)	501-41-05006				
1985	CR125R	301-35-10017(6)	401-35-059045(5)	501-40-05011				
1986-99	CR125R	301-35-10017(7)	401-35-059045(6)	501-41-05006	*303-35-10009	*Complete Kevlar Kit		
2000-07	CR125R	301-35-10017(8)	401-35-059045(7)	501-30-05003	*303-35-10019	*Complete Kevlar Kit	321-35-01003	361-35-01003
2014-22	CRF125F		401-35-063062(3)					
1977	CT125	301-35-10008(5)	401-35-063057(4)	501-56-04015	*305-35-10001	*Frictions/ Springs		
2014-23	GROM125	301-35-10056(5)	401-35-063062(4)	501-31-06146	*303-35-10056	*Complete Kit		
1976	MT125 (K1, Elsinore)	301-35-10009(5)	401-35-063062(4)	501-40-06039				
1977-78	MT125R/RII Roadracer	301-35-10009(6)	401-35-063062(5)	501-40-06039				
THRU 1994	RS125 Dry		401-35-059045(5)	501-40-05017				
1995-98	RS125 Dry		401-35-063062(5)	501-40-04058				
ALL	RS125 Wet	301-35-10017(7)	401-35-059045(6)	501-41-05006 (Up to '95) 501-56-05015 ('96 & Up)	*303-35-10013	*Complete Kit		
1977	SL/SS125A	301-35-10008(4)	401-35-063057(4)	501-56-04015				
THRU 75	TL125	301-35-10008(4)	401-35-063057(3)	501-56-04015				
1976	TL125S	301-35-10008(5)	401-35-063057(4)	501-56-04015	*305-35-10001	*Frictions/ Springs		
1987	TRX125	301-35-10008(4)	401-35-063057(3)	501-58-04018				
1985-86	TRX125	301-35-50004(3)						
1976-85	XL125/S	301-35-10008(5)	401-35-063057(4)	501-56-04015	*305-35-10001	*Frictions/ Springs		
2019-22	Z125M	301-35-10056(5)	401-35-063062(4)	501-31-06146	*303-35-10056	*Complete Kit		
150cc								
ALL	CA95/CB92	301-35-10001(4)	401-35-063045(3)					
2003-05	CRF150F	301-35-10008(5) 301-35-10016(1)	401-35-078062(5)	501-40-04011				
2006-17	CRF150F	301-35-10008(5)	401-35-078062(4)	501-56-06021				
2007-22	CRF150R	301-35-10008(6)	401-35-078062(5)	501-58-04121	*303-35-20030	*Complete Kit	321-35-01013	361-35-01013
160cc								
ALL	CA/CB/CL160	301-35-10001(5)	401-35-063045(5)	501-24-04057				
175cc								
ALL	CB/XL/SL175	301-35-10010(5)	401-35-063045(4)	501-24-04057				
ALL	CL/CD175	301-35-10010(6)	401-35-063045(5)	501-24-04057				
1976-77	MR175	301-35-10009(6)	401-35-047062(5)	501-29-06072				
ALL	SL175/K1	301-35-10010(5)	401-35-063045(4)	501-24-04057				
ALL	XL175/K1,K2	301-35-10010(5)	401-35-063045(4)	501-24-04057				
185cc								
1980-83	ATC185S	301-35-10008(4)	401-35-063057(3)	501-58-04018				
1979-83	XR/XL185	301-35-10008(5)	401-35-063057(4)	501-56-04015	*305-35-10001	*Consists of frictions & springs		
200cc								
1981-83	ATC200	301-35-10008(4)	401-35-063057(3)	501-58-04018				
1982-84	ATC200E/ES	301-35-10008(4)	401-35-063057(3)	501-58-04018				
1984	ATC200M	301-35-10008(4)	401-35-063057(3)	501-58-04018				
1984-86	ATC200S	301-35-10008(4)	401-35-063057(3)	501-58-04018				

CONTINUED ON NEXT PAGE

ALL PRODUCTS LISTED BY MAKE

HONDA

HONDA CLUTCHES

YEAR	MODEL	FRIC. PLATES (QTY.)	STEEL PLATES (QTY.)	SPRING KITS	CLUTCH-KITS	REMARKS / NOTES	CLUTCH BASKET	PRESSURE PLATE
1983-85	ATC200X	301-35-10008(5)	401-35-063057(4)	501-56-04015	*305-35-10001	*Consists of frictions & springs		
1986-87	ATC200X	301-35-10008(5)	401-35-063062(4)	501-56-04015	*305-35-10001	*Consists of frictions & springs		
ALL	CB200T	301-35-10010(5)	401-35-063045(4)	501-24-04057				
ALL	CL/CB200	301-35-10010(5)	401-35-063045(4)	501-24-04057				
1980-82	CM200T	301-35-10008(5)	401-35-063057(4)					
1986-87	TR200 Fat Cat	301-35-10008(5)	401-35-063062(4)	501-56-04015	*305-35-10001	*Consists of frictions & springs		
1986-97	TRX200SX/ TRX200D	301-35-10008(5)	401-35-063062(4)	501-56-04015	*305-35-10001	*Consists of frictions & springs		
1980-84	XL/XR200R	301-35-10008(5)	401-35-063057(4)	501-66-04010				
1984-85	XR200R	301-35-10010(5)	401-35-055045(4)	501-57-04007				
1986-03	XR200R	301-35-10008(5)	401-35-063057(4)	501-66-04010				
230cc								
2003-19	CRF230F	301-35-10008(5) 301-35-10016(1)	401-35-078062(5)					
2009	CRF230L/M	301-35-10008(4) 301-35-10016(1)	401-35-063057(4)	501-56-04015				
250cc								
ALL	250 Hawk/ Scrambler	301-35-10014(5)	401-35-063002(4)	501-66-04010	*303-35-10061	*Complete Kevlar Kit		
1985-87	ATC250ES/ SX TRX250	301-35-10007(5)	401-35-055045(4)	501-24-04057				
1981-84	ATC250R		401-35-063045(6)	501-40-06017	*302-35-10003	*Friction Plate Kit		
1985-86	ATC250R	301-35-10010(7)	401-35-059045(6)	501-75-05005	*303-35-10008	*Complete Kit	321-35-01005	
1991-08	CB250 Nighthawk	301-35-10008(6)	401-35-063062(6)	501-66-04010				
1986-96	CBR250/ VTR250	301-35-10008(6) 301-35-10016(1)	401-35-078062(6)	501-56-04015				
1985-86	CMX250C	301-35-10008(6)	401-35-063057(6)	501-66-04010				
1987	CMX250C	301-35-10008(6)	401-35-063062(6)	501-66-04010				
1996-15	CMX250 Rebel	301-35-10008(6)	401-35-063062(6)	501-66-04010				
1973-77	CR250M (Elsinore)	301-48-10001(7)	401-35-047002(6)	501-39-06052				
1978-80	CR250R (Elsinore)		401-35-063045(6)	501-40-06017	*302-35-10003	*Friction Plate Kit		
1981	CR250R (Elsinore)	301-48-10001(7)	401-35-047002(6)	501-40-06011				
1982	CR250R	301-48-10001(7)	401-35-047002(6)	501-40-06011				
1983-89	CR250R	301-35-10012(7)	401-35-059046(6)	501-63-06014	*303-35-10004	*Complete Kevlar Kit		
1990-96	CR250R	301-35-10012(8)	401-35-059046(7)	501-50-06053	*303-35-10011	*Complete Kevlar Kit	321-35-01004 ('92 & Later)	361-35-01004 ('92 & Later)
1997-07	CR250R	301-35-10012(8)	401-35-059046(5) 401-35-063046(2)	501-38-06118	*303-35-10018 **303-35-20018	*Complete Kevlar Kit **Complete CF Kit	321-35-01004	361-35-01004
2020-22	CRF250F	301-35-10010(5) 301-35-10011(1)	401-35-078069(5)					
2014-18	CRF250L			501-38-05132				
2004-07	CRF250R	301-35-10017(8)	401-35-055045(7)	501-34-05122	*303-35-20021	*Complete Kit	321-35-01003	361-35-01003
2008-09	CRF250R	301-35-10017(7) 301-35-10028(1)	401-35-055045(7)	501-34-05122	*303-35-20029	*Complete Kit	321-35-01003	361-35-01003
2010	CRF250R	301-35-10017(8)	401-35-055045(7)	501-43-05124	*303-35-20050	*Complete Kit	321-35-01023	361-35-01023
2011-13	CRF250R	301-35-10017(7) 301-35-10028(1)	401-35-055045(7)	501-43-05124	*303-35-20051	*Complete Kit	321-35-01023	361-35-01023
2014-17	CRF250R	301-35-10017(7) 301-35-10028(1)	401-35-055045(7)	501-30-05135	*303-35-20055	*Complete Kit	321-35-01023	361-35-01023

ALL PRODUCTS LISTED BY MAKE

HONDA

HONDA CLUTCHES

YEAR	MODEL	FRIC. PLATES (QTY.)	STEEL PLATES (QTY.)	SPRING KITS	CLUTCH-KITS	REMARKS / NOTES	CLUTCH BASKET	PRESSURE PLATE
2018-19	CRF250R	301-35-10017(7) 301-35-10028(1)	401-35-055045(7)	501-30-05135	*303-35-20055	*Complete Kit		
2020-21	CRF250R	301-35-10017(7) 301-35-10028(1)	401-35-055045(7)	501-38-05117	*303-35-20072	*Complete Kit		
2022	CRF250R/RX	301-35-10017(8) 301-35-10028(1)	401-35-055045(8)	501-30-05135	*303-35-20073	*Complete Kit		361-35-01003
2019	CRF250RX	301-35-10017(7) 301-35-10028(1)	401-35-055045(7)	501-30-05135	*303-35-20055	*Complete Kit		
2020-21	CRF250RX	301-35-10017(7) 301-35-10028(1)	401-35-055045(7)	501-38-05117	*303-35-20072	*Complete Kit		
2004-17	CRF250X	301-35-10017(7) 301-35-10028(1)	401-35-055045(7)	501-34-05122	*303-35-20029	*Complete Kit	321-35-01003	361-35-01003
1989-92	RS250NF5	301-35-60022(6)	401-35-078045(5)	501-63-05014				
1993-00	RS250NX5	301-35-60015(6)	401-35-078045(5)	501-63-05014				
THRU 1988	RS250 Wet	301-35-10010(6) 301-35-10011(1)	401-35-059045(6)	501-56-05015				
1997-01	TRX250 Recon	301-35-10008(5)	401-35-063062(4)	501-56-04015	*303-35-10045	*Complete Kit		
2001-08	TRX250EX	301-35-10008(5)	401-35-063062(4)	501-56-04015	*303-35-10045	*Complete Kit		
1986-89	TRX250R	301-35-10010(7)	401-35-055045(6)	501-75-05005			321-35-01005	
2001-20	TRX250, TE/TM	301-35-10008(5)	401-35-063062(4)	501-56-04015 (TM) 501-45-04087 (TE)	*303-35-10045 (TM)	*Complete Kit		
1987-88	TRX250X	301-35-10010(6)	401-35-055045(5)	501-66-04010				
1991-92	TRX250X	301-35-10010(6)	401-35-055045(5)	501-57-04007	*303-35-10005	*Complete Kit		
2009-20	TRX250X	301-35-10008(5)	401-35-063062(4)	501-56-04015	*303-35-10045	*Complete Kit		
THRU-76	XL250K	301-48-10001(7)	401-35-063002(6)	501-56-04015				
1978-80	XL250S	301-35-10007(4)	401-35-063045(3)	501-56-04015				
1981-83	XL250S/R	301-35-10007(4) 301-35-10011(1)	401-35-063045(4)	501-56-04015				
1979-80	XR250A/Z	301-35-10007(4)	401-35-063045(3)	501-56-04015				
1991-96	XR250L	301-35-10010(6)	401-35-055045(5)	501-57-04007	*303-35-10005	*Complete Kit		
1981-82	XR250R	301-35-10007(4) 301-35-10011(1)	401-35-063045(4)	501-56-04015				
1984-85	XR250R	301-35-10010(5)	401-35-055045(4)	501-57-04007				
1986-95	XR250R	301-35-10010(6)	401-35-055045(5)	501-57-04007	*303-35-10005	*Complete Kit		
1996-04	XR250R	301-35-10010(6)	401-35-055045(5)	501-56-04015				
300cc								
2015-22	CB300F/ CBR300R			501-45-05050				
2017-19	CMX300			501-45-05050				
2020-22	CMX300	301-35-10011(3) 301-35-10010(2)	401-75-078003(3) 401-48-089011(1)	501-57-03007				
2021-22	CRF300L	301-35-10011(3) 301-35-10010(2)	401-75-078003(3) 401-48-089011(1)	501-57-03007				
1988-99	TRX300	301-35-10007(6)	401-35-055045(5)	501-24-04057				
1993-08	TRX300EX	301-35-10010(6)	401-35-055045(5)	501-57-04007	*303-35-10005	*Complete Kit		
2009	TRX300X	301-35-10010(6)	401-35-055045(5)	501-57-04007	*303-35-10005	*Complete Kit		
1992-00	TRX300FW 4X4	301-35-10007(6)	401-35-055045(5)	501-24-04057				
305cc								
ALL	305 Hawk/ Scrambler	301-35-10014(5)	401-35-063002(4)	501-66-04010	*303-35-10061	*Complete Kevlar Kit		
350cc								
1985-86	ATC350X	301-35-10010(6)	401-35-055045(5)	501-66-04010				
1968-73	CB/CL/ SL350 Twins	301-48-10001(8)	401-35-047002(7)	501-66-04010				
ALL	CB350F/F1 Fours	301-35-10007(6) 301-35-10011(1)	401-35-063045(6)	501-56-04015				
2000-05	TRX350 Fourtrax	301-35-10007(6)	401-35-055045(5)					
1986-89	TRX350/D	301-35-10007(6)	401-35-055045(5)	501-24-04057				
1974-78	XL350	301-48-10001(7)	401-35-063002(6)	501-56-04015				
1984-85	XL350R	301-35-10010(5) 301-35-10011(1)	401-35-055045(5)	501-56-04015				
1983-85	XR350R	301-35-10010(6)	401-35-055045(5)	501-57-04007	*303-35-10005	*Complete Kit		

CONTINUED ON NEXT PAGE

ALL PRODUCTS LISTED BY MAKE

HONDA

HONDA CLUTCHES

YEAR	MODEL	FRIC. PLATES (QTY.)	STEEL PLATES (QTY.)	SPRING KITS	CLUTCH-KITS	REMARKS / NOTES	CLUTCH BASKET	PRESSURE PLATE
360cc								
1974-76	CB360/G/T	301-48-10001(8)	401-35-047002(7)	501-66-04010				
1976-77	CJ360	301-48-10001(8)	401-35-047002(7)	501-66-04010				
400cc								
1979-81	CB/CM400 (Twin)	301-35-10007(6) 301-35-10011(1)	401-35-078045(6)	501-87-04009				
ALL	CB400 F/F1 Fours	301-35-10007(6) 301-35-10011(1)	401-35-063045(6)	501-66-04010				
1989-90	CB400F (CB-1)	301-35-10018(5) 301-35-10021(1)	401-35-078002(4)					
1991 & UP	CBR400R	301-35-10010(6) 301-35-10011(1)	401-35-078045(6)	501-63-04014				
1999-08	TRX400EX	301-35-10010(7)	401-35-078045(6)	501-61-05079	*303-35-10014	*Complete Kit	321-35-01017 ('05-'08)	
2009-14	TRX400X	301-35-10010(7)	401-35-078045(6)	501-61-05079	*303-35-10014	*Complete Kit	321-35-01017	
1995-98	TRX400FW (Foreman)	301-35-10007(6)	401-35-055045(5)	501-24-04057				
ALL	VFR400R/Z	301-35-10008(9)	401-35-078062(8)					
1996-04	XR400R	301-35-10010(7)	401-35-055045(6)	501-75-05005	*303-35-10015	*Complete Kit	321-35-01007	
420cc								
2007-22	TRX420 FE/ FPE/TE	301-35-10007(6)	401-35-055045(5)					
2007-22	TRX420 FM/ FPM/TM	301-35-10007(7)	401-35-055045(6)	501-40-04095				
450cc								
1967-72	CB/CL450	301-35-10021(7)	401-35-078024(6)					
1982-86	CB450SC	301-35-10007(6) 301-35-10011(1)	401-35-078045(6)	501-87-04009				
1982-83	CM450E/C	301-35-10007(6) 301-35-10011(1)	401-35-078045(6)	501-87-04009				
1986-87	CMX450C	301-35-10007(6) 301-35-10011(1)	401-35-078045(6)	501-87-04009				
1981	CR450R	301-48-10001(7)	401-35-047002(6)	501-40-06011				
2019-20	CRF450L	301-35-10012(6) 301-35-10013(1)	401-35-078070(6)		*303-35-10071	*Complete Kevlar Kit		
2002-08	CRF450R	301-35-10012(8)	401-35-063046(7)	501-38-06118	*303-35-10018 **303-35-20018	*Complete Kevlar Kit **Complete CF Kit	321-35-01004 ('03-'08)	361-35-01004
2009-10	CRF450R	301-35-10012(8)	401-35-063046(7)	501-75-04005	*303-35-20044	*Complete Kit	321-35-01024	361-35-01024
2011-12	CRF450R	301-35-10012(7) 301-35-10013(1)	401-35-063046(7)	501-73-04067	*303-35-20052	*Complete Kit		361-35-01024
2013	CRF450R	301-35-10012(7) 301-35-10013(1)	401-35-063046(7)	501-44-06135	*303-35-20053	*Complete Kit	321-35-01045	361-35-01004
2014-16	CRF450R	301-35-10012(7) 301-35-10013(1)	401-35-063046(7)	501-55-06066	*303-35-20054	*Complete Kit	321-35-01045	361-35-01004
2017-20	CRF450R/ RX/RWE	301-35-10012(6) 301-35-10013(1)	401-35-078070(6)	501-38-06118	*303-35-10070 **304-35-10070	*Complete Kevlar Kit **Complete Kevlar Extra Plate Kit- consists of 8 frictions, 7 steels and springs	321-35-01050	
2021-22	CRF450R/ RX/RWE	301-35-10012(7) 301-35-10013(1)	401-35-063046(7)	501-38-06117	*303-35-10074	*Complete Kit		
2021-22	CRF450RL	301-35-10012(6) 301-35-10013(1)	401-35-078070(6)	501-50-06053	*303-35-10071	*Complete Kevlar Kit		
2005-17	CRF450X	301-35-10012(8)	401-35-063046(7)	501-38-06118	*303-35-10018 **303-35-20018	*Complete Kevlar Kit **Complete CF Kit	321-35-01014	361-35-01014

ALL PRODUCTS LISTED BY MAKE

HONDA

HONDA CLUTCHES

YEAR	MODEL	FRIC. PLATES (QTY.)	STEEL PLATES (QTY.)	SPRING KITS	CLUTCH-KITS	REMARKS / NOTES	CLUTCH BASKET	PRESSURE PLATE
2019-22	CRF450X	301-35-10012(6) 301-35-10013(1)	401-35-078070(6)	501-50-06053	*303-35-10071	*Complete Kit		
1998-02	TRX450 (Foreman)	301-35-10007(6)	401-35-055045(5)					
2004-14	TRX450R/ER	301-35-10012(7) 301-35-10019(1)	401-35-063046(7)	501-38-06118	*303-35-20024	*Complete Kit	321-35-01012	361-35-01004
480cc								
1982	CR480R	301-48-10001(7)	401-35-047002(6)	501-40-06011				
1983	CR480R	301-35-10012(7)	401-35-059046(6)	501-75-06005	*303-35-10004	*Complete Kevlar Kit		
500cc								
THRU 1976 ALL	CB500/T CB500K1/K2	301-35-10021(7) 301-35-10018(7)	401-35-078024(6) 401-35-047002(6)					
2013-22	CB500F/X			501-63-04014				
2013-17	CB500R			501-63-04014				
2017-19	CMX500			501-63-04014				
2020-22	CMX500			501-73-03067				
1984-89	CR500R	301-35-10012(7)	401-35-059046(6)	501-75-06005	*303-35-10004	*Complete Kevlar Kit		
1990-01	CR500R	301-35-10012(8)	401-35-059046(7)	501-63-06014	*303-35-10011	*Complete Kevlar Kit		
1978-82	CX500C/D	301-48-10001(6) 301-35-10006(1)	401-35-063002(5)	501-56-04015				
1982-83	FT500 Ascot	301-35-10007(6) 301-35-10011(1)	401-35-063045(7)	501-87-04009				
1981-82	GL500	301-48-10001(6) 301-35-10006(1)	401-35-063002(5)	501-56-04015				
2015	SXS500M	301-35-10007(6) 301-35-10011(1)	401-35-055045(6)	501-58-04076				
2005-19	TRX500 TM/ FM/FPM/FE/ FPE	301-35-10007(7)	401-35-055045(6)	501-58-04076 (FE/FPE Models)				
1983-86	VT500C	301-35-10007(5) 301-35-10011(1)	401-35-078045(5)	501-87-04009				
1984-86	VF500F Interceptor		401-35-078062(8)	501-56-04015	*302-35-10005	*Consists of frictions & springs		
1983-84	VT500FT	301-35-10007(5) 301-35-10011(1)	401-35-078045(5)	501-87-04009				
1979-82	XL500R/S	301-35-10007(6) 301-35-10011(1)	401-35-047045(6)	501-87-04009				
1983-84	XR500R	301-35-10012(7)	401-35-055046(6)	501-87-04009				
520cc								
2020-22	TRX520 FE	301-35-10007(7)	401-35-055045(6)	501-58-04076				
2020-22	TRX520 FM	301-35-10007(7)	401-35-055045(6)					
550cc								
1974	CB550	301-48-10001(7)	401-35-078002(6)	501-66-04010				
1975	CB550K1	301-48-10001(7)	401-35-078002(6)	501-66-04010				
1975-77	CB550F	301-48-10001(6) 301-35-10006(1)	401-35-078002(6)	501-66-04010				
1976-78	CB550K	301-48-10001(6) 301-35-10006(1)	401-35-078002(6)	501-66-04010				
1983	CB550SC	301-35-10018(6)	401-35-078002(5)	501-56-05015				
600cc								
2004-06	CB600F (599)	301-35-10010(8) 301-35-10011(1)	401-35-078069(8)	501-61-04079	*302-35-10006	*Friction Plate Kit		
1987-90	CBR600F	301-35-10018(5) 301-35-10021(1)	401-35-078002(5)	501-87-04009				
1991-94	CBR600F2	301-35-10010(8) 301-35-10011(1)	401-35-078069(8)	501-61-04079	*302-35-10006	*Friction Plate Kit		
1995-98	CBR600F3	301-35-10010(8) 301-35-10011(1)	401-35-078069(8)	501-61-04079	*302-35-10006	*Friction Plate Kit		

ALL PRODUCTS LISTED BY MAKE

HONDA

HONDA CLUTCHES

YEAR	MODEL	FRIC. PLATES (QTY.)	STEEL PLATES (QTY.)	SPRING KITS	CLUTCH-KITS	REMARKS / NOTES	CLUTCH BASKET	PRESSURE PLATE
1999-00	CBR600F4	301-35-10010(7)	401-35-078069(6)	501-75-05005	*303-35-10016	*Complete Kevlar Kit		
2001-06	CBR600F4I	301-35-10010(7) 301-35-10011(1)	401-35-103069(7)	501-63-05014	*303-35-10022 **303-35-20022	*Complete Kevlar Kit **Complete CF Kit		
2003-22	CBR600R/RR	301-35-10010(7) 301-35-10011(1)	401-35-103069(7)	501-73-05067	*303-35-20040	*Complete Kit		
1988	VT600 Shadow	301-35-10007(7) 301-35-10011(1)	401-35-063045(7)	501-63-04014				
1989	VT600 Shadow	301-35-10007(6) 301-35-10011(1)	401-35-063045(6)	501-63-04014				
1991-07	VT600C/CD Shadow	301-35-10010(6) 301-35-10011(1)	401-35-078045(6)	501-63-04014	*303-35-10041	*Complete Kit		
1983-87	XL600R	301-35-10012(7)	401-35-055046(6)	501-75-04005				
1989-90	XL600V Transalp	301-35-10010(6) 301-35-10011(1)	401-35-078045(6)	501-63-04014				
1985-01	XR600R	301-35-10012(7)	401-35-055046(6)	501-85-04120	*303-35-10006	*Complete Kevlar Kit		
650cc								
1979-82	CB650C/SC	301-48-10001(7) 301-35-10006(1)	401-35-063002(7)	501-66-04010				
1983 & UP	CB650SC	301-35-10018(6)	401-35-078002(5)	501-56-05015				
2014-18	CB650F CBR650F	301-35-10010(6) 301-35-10011(1)	401-35-078069(6)	501-55-05066				
2020-22	CB650R			501-75-03005				
1988-91	GT/NT650 Hawk	301-35-10007(7) 301-35-10011(1)	401-35-063045(7)	501-63-04014				
1988-89	NX650	301-35-10012(7)	401-35-055046(6)	501-85-04120	*303-35-10006	*Complete Kevlar Kit		
1993-22	XR650L	301-35-10012(7)	401-35-055046(6)	501-85-04120	*303-35-10006	*Complete Kevlar Kit		
2000-07	XR650R	301-35-10020(6) 301-35-10013(1)	401-35-055046(6)	501-61-04079	*303-35-10007	*Complete Kit		
700cc								
1984-86	CB700SC	301-35-10014(6)	401-35-078024(5)	501-56-05015				
2014-15	CTX 700 A/N	301-35-10007(7) 301-35-10011(1)	401-35-078045(7)	501-63-06014				
2010-11	NT700V	301-35-10007(7)	401-35-078045(7)	501-63-04014				
2012-15	NC700X	301-35-10011(1)						
2014-17	NC700X A	301-35-10007(7) 301-35-10011(1)	401-35-063045(7)	501-75-04005				
2008-09	TRX700XX	301-35-10012(7) 301-35-10019(1)	401-35-078002(7)	501-38-06118				
1984-87	VF700 Magna/ Sabre	301-35-10014(6)	401-35-078024(5)	501-56-05015				
1984-85	VF700F Interceptor	301-35-10014(7)	401-35-078024(6)					
1986-95	VFR700F2 Interceptor	301-35-10010(9)	401-35-078069(8)	501-63-05014				
1986	VT700C Shadow	301-35-10014(6)	401-35-078024(5)					
1987	VT700C Shadow	301-35-10014(6)	401-35-078024(5)	501-56-05015				
750cc								
1979-83	CB750 DOHC CB750SC		401-35-089027(6)	501-56-06015	*302-35-10004	*Friction Plate Kit		
1969-78	CB750K/F		401-35-078024(6)	501-56-04015	*302-35-10001	*Friction Plate Kit		
1991-03	CB750 Nighthawk	301-35-10018(6) 301-35-10021(1)	401-35-078002(6)	501-87-04009	*303-35-10010	*Complete Kit		
2020	NC750X	301-35-10007(7) 301-35-10011(1)	401-35-063045(7)	501-75-04005				
2021-22	NC750X	301-35-10010(3) 301-35-10011(3)		501-75-03005				

ALL PRODUCTS LISTED BY MAKE

HONDA

HONDA CLUTCHES

YEAR	MODEL	FRIC. PLATES (QTY.)	STEEL PLATES (QTY.)	SPRING KITS	CLUTCH-KITS	REMARKS / NOTES	CLUTCH BASKET	PRESSURE PLATE
1990-91	RC30	301-35-10010(10)	401-35-078069(9)					
1982-83	V45 Magna (VF750C)	301-35-10014(6)	401-35-078024(5)	501-56-05015				
1988	V45 Magna (VF750C)	301-35-10014(6)	401-35-078024(5)	501-56-05015				
1983-86	V45 Interceptor (VF750F)	301-35-10014(7)	401-35-078024(6)					
1982	V45 Sabre (VF750S)	301-35-10014(6)	401-35-078024(5)	501-56-05015				
1983	V45 Sabre (VF750S)	301-35-10014(6)	401-35-078024(5)					
1994-03	VF750C/CD/ C2 Magna Deluxe	301-35-10010(8) 301-35-10011(1)	401-35-078069(8)	501-63-05014	*303-35-10012	*Complete Kit		
1986	VFR750F Interceptor	301-35-10010(8) 301-35-10011(1)	401-35-078069(8)	501-63-05014	*303-35-10012	*Complete Kit		
1990-97	VFR750F	301-35-10010(8) 301-35-10011(1)	401-35-078069(8)	501-63-05014	*303-35-10012	*Complete Kit		
1983	VT750C Shadow	301-35-10014(6)	401-35-078024(5)					
1998-22	VT750 C/C2B/ CD/CD2/C2F/S	301-35-10007(7) 301-35-10011(1)	401-35-059045(7)	501-75-04005	*303-35-10042	*Complete Kit		
2001-07	VT750 DC/ DCA/DCB Shadow	301-35-10007(7) 301-35-10011(1)	401-35-059045(7)	501-75-04005	*303-35-10042	*Complete Kit		
2010-12	VT750RS	301-35-10007(7) 301-35-10011(1)	401-35-059045(7)	501-75-04005	*303-35-10042	*Complete Kit		
2013	VT750S	301-35-10007(7) 301-35-10011(1)	401-35-059045(7)	501-75-04005	*303-35-10042	*Complete Kit		
800cc								
1989-99	PC800 Pacific Coast	301-35-10014(7)	401-35-055024(6)					
1998-99	VFR800	301-35-10010(8) 301-35-10011(1)	401-35-078069(8)	501-73-05067	*302-35-10006	*Friction Plate Kit		
2000-09	VFR800	301-35-10010(7) 301-35-10011(1)	401-35-103069(7)	501-73-05067	*303-35-20040	*Complete Kit		
2014-15	VFR800R	301-35-10010(7) 301-35-10011(1)	401-35-103069(7)	501-73-05067	*303-35-20040	*Complete Kit		
1988	VT800C Shadow	301-35-10014(6)	401-35-078024(5)	501-66-05010				
900cc								
1980-82	CB900C/F		401-35-089027(6)	501-40-06011	*302-35-10004	*Friction Plate Kit		
1993-95	CBR900RR	301-35-10010(8) 301-35-10011(1)	401-35-089069(8)	501-75-05005	*302-35-10006	*Friction Plate Kit		
1996-97	CBR900RR	301-35-10007(9) 301-35-10011(1)	401-35-103069(9)	501-75-05005				
1998-99	CBR900RR	301-35-10010(7) 301-35-10011(1)	401-35-103069(7)	501-61-05079				
919cc								
2002-07	CB919F	301-35-10010(7) 301-35-10011(1)	401-35-103069(7)	501-61-05079				
929cc								
2000-01	CBR929RR	301-35-10010(8) 301-35-10011(1)	401-35-089069(8)	501-61-05079	*303-35-10025	*Complete Kevlar Kit		
954cc								
2002-03	CBR954RR	301-35-10010(8) 301-35-10011(1)	401-35-089069(8)	501-61-05079	*303-35-10025	*Complete Kevlar Kit		

ALL PRODUCTS LISTED BY MAKE

HONDA

HONDA CLUTCHES

YEAR	MODEL	FRIC. PLATES (QTY.)	STEEL PLATES (QTY.)	SPRING KITS	CLUTCH-KITS	REMARKS / NOTES	CLUTCH BASKET	PRESSURE PLATE
1000cc								
1994-95	CB1000	301-35-10014(8) 301-35-10021(1)	401-35-078002(8)	501-73-05067				
1983	CB1000C		401-35-089027(6)	501-63-06014	*302-35-10004	*Friction Plate Kit		
2011-15	CB1000R	301-35-10018(6) 301-35-10014(2)	401-35-089002(7)	501-60-05085				
1987-91	CBR1000F	301-35-10014(8) 301-35-10021(1)	401-35-078002(8)	501-73-05067				
1993-96	CBR1000F	301-35-10014(8) 301-35-10021(1)	401-35-078002(8)	501-73-05067				
2004-07	CBR1000RR			501-53-05114	*303-35-20026	*Complete Kit		
2008-16	CBR1000RR	301-35-10018(8) 301-35-10014(1)	401-35-089002(7) 401-35-078002(1)		*306-35-20031	*Consists of friction & steel plates		
2017-22	CBR1000RA/RR CBR1000S ('17-'18)			501-48-03129	*306-35-10057	*Consists of friction & steel plates		
2014-16	CBR1000S	301-35-10018(8) 301-35-10014(1)	401-35-089002(7) 401-35-078002(1)		*306-35-20031	*Consists of friction & steel plates		
2021	CBR1000SP				*303-35-10065	*Complete Kevlar Kit		
1979-82	CBX		401-35-078026(7)	501-56-06015				
2017-19	CRF1000A	301-35-10018(5) 301-35-10019(3)	401-35-078002(6) 401-45-078015(1)					
1975-79	GL1000/L		401-35-078024(6)	501-56-06015	*302-35-10002	*Friction Plate Kit		
2000-01	RC51	301-45-10008(5) 301-45-10022(2)	401-35-078027(6)	501-56-06096	*304-35-10001	*Complete Extra Plate Race Kit		
2002-06	RC51	301-45-10008(6) 301-45-10022(1)	401-35-078027(6)	501-56-06096	*303-35-20047	*Complete Kit		
1984	VF1000F Interceptor	301-35-10014(9)	401-35-078024(8)					
1985-86	VF1000R	301-35-10014(9)	401-35-078024(8)					
1998-05	VTR1000 Super Hawk	301-35-10014(10)	401-35-078002(9)	501-58-05076	*303-35-10048	*Complete Kit		
1100cc								
1983	CB1100F		401-35-089027(6)	501-63-06014	*302-35-10004	*Friction Plate Kit		
2013-14	CB1100	301-35-10014(8)	401-35-078002(7)	501-40-05137				
2017	CB1100	301-35-10018(5) 301-35-10019(3)	401-35-078002(6) 401-45-078015(1)					
1997-98	CBR1100XX	301-45-10008(8) 301-45-10022(1)	401-35-078027(8)	501-40-05137				
1999-03	CBR1100XX	301-45-10008(7)	401-35-078027(6)	501-60-06085	*303-35-10017	*Complete Kit		
2020-22	CMX1100A	301-70-10035(8)	401-45-063011(7)	501-92-03139				
2020-22	CRF1100A	301-70-10035(8)	401-45-063011(7)	501-92-03139				
1980-83	GL1100			501-45-06050				
1991-02	ST1100/1100A	301-35-10014(8) 301-35-10021(2)	401-35-078002(9)					
1983-86	V-65 Magna Sabre	301-45-10008(8)	401-35-089027(7)					
1985-94	VT1100C Shadow	301-35-10014(6)	401-35-078024(5)					
1995-07	VT1100C Shadow	301-35-10014(9)	401-35-078002(8)	501-63-05014	*303-35-10043	*Complete Kit		
1995-07	VT1100C2/ C3/D2/ T Shadow	301-35-10014(9)	401-35-078002(8)	501-63-05014	*303-35-10043	*Complete Kit		
1200cc								
2010-13	VFR1200	301-35-10018(8) 301-35-10014(1)	401-35-078002(5) 401-35-089002(3)		*306-35-10051	*Frictions and Steel Plates		
2017	VFR1200X	301-35-10018(8) 301-35-10014(1)	401-35-078002(5) 401-35-089002(3)		*306-35-10051	*Frictions and Steel Plates		

ALL PRODUCTS LISTED BY MAKE

HONDA**HONDA CLUTCHES**

YEAR	MODEL	FRIC. PLATES (QTY.)	STEEL PLATES (QTY.)	SPRING KITS	CLUTCH-KITS	REMARKS / NOTES	CLUTCH BASKET	PRESSURE PLATE
1300cc								
2014	CTX1300	301-45-10008(7) 301-45-10022(1)	401-35-063027(7)					
2003-17	ST1300	301-45-10008(7) 301-45-10022(1)	401-35-063027(7)	501-40-06137				
2003-22	VT/VTX1300 (All)	301-45-10008(8)	401-35-063027(7)	501-53-06114	*303-35-20049	*Complete Kit		
1500cc								
ALL	Goldwing/ Valkyrie		401-35-063027(8)	502-00-01016 (std) 502-00-00028 (HD)	*302-35-10007	*Friction Plate Kit		
1800cc								
2001-17	GL1800	301-45-10008(7) 301-45-10022(1)	401-35-078027(7)					
2018-21	GL1800	301-45-10010(7) 301-45-10022(3)	401-35-063027(8) 401-90-078052(1)	501-85-03143				
2004-05	NRX1800 Rune	301-45-10008(7) 301-45-10022(1)	401-35-078027(7)					
2002-08	VTX1800	301-45-10008(8)	401-35-078027(7)	501-48-06129	*303-35-20023	*Complete Kit		



ALL PRODUCTS LISTED BY MAKE

HONDA



HONDA OFF-ROAD CLUTCH BASKETS

MODEL/YEAR	PART #
CR80R (1986-02)	321-35-01002
CR85R (2003-07)	321-35-01002
CR125R (2000-07)	321-35-01003
CRF150R (2007-22)	321-35-01013
ATC250R (1985-86)	321-35-01005
CR250R (1992-07)	321-35-01004
CRF250R (2004-09)	321-35-01003
CRF250R (2010-17)	321-35-01023
CRF250X (2004-17)	321-35-01003
TRX250R (1986-89)	321-35-01005
TRX400EX (2005-08)	321-35-01017
TRX400X (2009-14)	321-35-01017
XR400R (1996-04)	321-35-01007
CRF450R (2003-08)	321-35-01004
CRF450R (2009-10)	321-35-01024
CRF450R (2013-16)	321-35-01045
CRF450R/RX (2017-20)	321-35-01050
CRF450X (2005-17)	321-35-01014
TRX450R (2004-14)	321-35-01012

MODEL / DESCRIPTION	PART # - STAINLESS W/ CLEAR	PART # - PLATINUM SERIES	PART # - TRADITIONAL BLACK
---------------------	-----------------------------	--------------------------	----------------------------

HONDA CABLES

CMX500 Rebel - 2017-21			
Throttle	102-35-30027	106-35-30027	101-35-30027
Idle	102-35-40027	106-35-40027	101-35-40027
Clutch	102-35-10027	106-35-10027	101-35-10027

VT / VLX 600 Shadow / Deluxe - 1995-98			
Throttle (Pull)	102-35-30001	106-35-30001	101-35-30001
Throttle (Push)	102-35-40001	106-35-40001	101-35-40001
Clutch (1995-97)	102-35-10002	106-35-10002	101-35-10002
Clutch (1998)	102-35-10001	106-35-10001	101-35-10001

VT / VLX 600 Shadow / Deluxe - 1999-07			
Throttle (Pull)	102-35-30008	106-35-30008	101-35-30008
Throttle (Push)	102-35-40008	106-35-40008	101-35-40008
Clutch	102-35-10003	106-35-10003	101-35-10003

VF750 Magna / Deluxe - 1994-03			
Throttle (Pull)	102-35-30004	106-35-30004	101-35-30004
Throttle (Push)	102-35-40004	106-35-40004	101-35-40004
Clutch	102-35-10004	106-35-10004	101-35-10004

HONDA CLUTCH BASKET CUSHIONS

MODEL/YEAR	PART #
CR125R (1987-07)	323-35-08241
CR250R (1992-07)	323-35-08186
CRF250R (2004-17)	323-35-08241
CRF250X (2004-17)	323-35-08241
CRF450R (2003-16)	323-35-08186
CRF450X (2005-17)	323-35-08186

HONDA OFF-ROAD PRESSURE PLATES

CR125R (2000-07)	361-35-01003
CRF150R (2007-22)	361-35-01013
CR250R (1992-07)	361-35-01004
CRF250R (2004-09)	361-35-01003
CRF250R (2010-17)	361-35-01023
CRF250R/RX (2022)	361-35-01003
CRF250X (2004-17)	361-35-01003
CRF450R (2002-08, 2013-16)	361-35-01004
CRF450R (2009-12)	361-35-01024
CRF450X (2005-17)	361-35-01014
TRX450R/ER (2004-14)	361-35-01004

HONDA OFF-ROAD CLUTCH COVERS

CRF250R (2004-09)	341-35-01004
CRF250R (2010-17)	341-35-01007
CRF250X (2004-17)	341-35-01004
CRF450R (2002-08)	341-35-01005
CRF450R (2009-16)	341-35-01006
CRF450X (2005-17)	341-35-01008
TRX450R (2004-14)	341-35-01005

MODEL / DESCRIPTION	PART # - STAINLESS W/ CLEAR	PART # - PLATINUM SERIES	PART # - TRADITIONAL BLACK
---------------------	-----------------------------	--------------------------	----------------------------

VT750 Shadow Aero - 2004-09			
Throttle (Pull)	102-35-30012	106-35-30012	101-35-30012
Throttle (Push)	102-35-40016	106-35-40016	101-35-40016
Clutch	102-35-10016	106-35-10016	101-35-10016

VT750 C / CA / CS Shadow Aero - 2012-15/2018-22			
Throttle (Pull)	102-35-30023	106-35-30023	101-35-30023
Throttle (Push)	102-35-40023	106-35-40023	101-35-40023
Clutch	102-35-10016	106-35-10016	101-35-10016

VT750 DC / DCA / DCB Shadow Spirit - 2001-07			
Throttle (Pull)	102-35-30010	106-35-30010	101-35-30010
Throttle (Push)	102-35-40010	106-35-40010	101-35-40010
Clutch	102-35-10010	106-35-10010	101-35-10010

VT750 C2 / C2F Shadow Spirit - 2007-09			
Throttle (Pull)	102-35-30018	106-35-30018	101-35-30018
Throttle (Push)	102-35-40018	106-35-40018	101-35-40018
Clutch	102-35-10018	106-35-10018	101-35-10018

VT750 C2 / C2F / C2S Shadow Spirit - 2012-14			
Throttle (Pull)	102-35-30010	106-35-30010	101-35-30010
Throttle (Push)	102-35-40024	106-35-40024	101-35-40024
Clutch	102-35-10018	106-35-10018	101-35-10018

ALL PRODUCTS LISTED BY MAKE

HONDA

MODEL / DESCRIPTION	PART # - STAINLESS W/ CLEAR	PART # - PLATINUM SERIES	PART # - TRADITIONAL BLACK
VT750 C2B - 2010-22			
Throttle (Pull)	102-35-30010	106-35-30010	101-35-30010
Throttle (Push)	102-35-40021	106-35-40021	101-35-40021
Clutch	102-35-10021	106-35-10021	101-35-10021
VT750 RS - 2010-13 / VT750S - 2013			
Throttle (Pull)	102-35-30019	106-35-30019	101-35-30019
Throttle (Push)	102-35-40019	106-35-40019	101-35-40019
Clutch	102-35-10019	106-35-10019	101-35-10019
VT750 Shadow / Deluxe / ACE - 1998-03			
Throttle (Pull)	102-35-30003	106-35-30003	101-35-30003
Throttle (Push)	102-35-40003	106-35-40003	101-35-40003
Clutch	102-35-10003	106-35-10003	101-35-10003
VT1100 Shadow Aero - 1998-02			
Throttle (Pull)	102-35-30006	106-35-30006	101-35-30006
Throttle (Push)	102-35-40006	106-35-40006	101-35-40006
Clutch	102-35-10005	106-35-10005	101-35-10005
VT1100 Shadow Sabre - 2000-07			
Throttle (Pull)	102-35-30009	106-35-30009	101-35-30009
Throttle (Push)	102-35-40009	106-35-40009	101-35-40009
Clutch	102-35-10009	106-35-10009	101-35-10009
VT1100 Shadow / Spirit / ACE / Tourer - 1995-07			
Throttle (Pull)	102-35-30005	106-35-30005	101-35-30005
Throttle (Push)	102-35-40005	106-35-40005	101-35-40005
Clutch	102-35-10005	106-35-10005	101-35-10005
CTX1300 - 2014			
Throttle (Pull)	102-35-30025	106-35-30025	101-35-30025
Throttle (Push)	102-35-40025	106-35-40025	101-35-40025
VTX1300C - 2004-09			
Throttle (Pull)	102-35-30008	106-35-30008	101-35-30008
Throttle (Push)	102-35-40015	106-35-40015	101-35-40015
Clutch	102-35-10015	106-35-10015	101-35-10015

HONDA BRAKE AND CLUTCH LINES

NOTE: Available in Stainless Cables w/Clear Coat. Add prefix ("252-35") to part number.

DESCRIPTION	FRONT BRAKE	REAR BRAKE	HYDRAULIC CLUTCH LINE
VALKYRIE 1997-03	12836	21836	31836
SHADOW VLX600 1988-08	11840		
SHADOW ACE VT750 1997-03	11849		
SHADOW SPIRIT 750 2001-03	11862		
MAGNA VF750C 1994-03	11835		
SHADOW AERO 750 2004-14	11879		
SHADOW PHANTOM 750 2010-14	11888		
SHADOW SPIRIT 750 2005-14	11883		
SHADOW ACE VT1100C2 1995-99	11838	21838	
SHADOW VT1100 1987-02	11839		31839
SHADOW AERO VT1100C3 1998-02	11850	21850	
SHADOW SABRE 2000-08	11857	21857	
VTX1300 2004-10	11870	21870	
VTX1800 2002-03			31863
VTX1800N 2004			31863
FURY 2010-14	11890		

MODEL / DESCRIPTION	PART # - STAINLESS W/ CLEAR	PART # - PLATINUM SERIES	PART # - TRADITIONAL BLACK
VT1300 CR / CT - 2010-16			
Throttle (Pull)	102-35-30020	106-35-30020	101-35-30020
Throttle (Push)	102-35-40020	106-35-40020	101-35-40020
Clutch	102-35-10020	106-35-10020	101-35-10020
VT1300CS - 2010-14			
Throttle (Pull)	102-35-30022	106-35-30022	101-35-30022
Throttle (Push)	102-35-40022	106-35-40022	101-35-40022
Clutch	102-35-10022	106-35-10022	101-35-10022
VT1300CX - 2010-22			
Throttle (Pull)	102-35-30017	106-35-30017	101-35-30017
Throttle (Push)	102-35-40017	106-35-40017	101-35-40017
Clutch	102-35-10017	106-35-10017	101-35-10017
VTX1300 R / S - 2003-09 / VTX1300T - 2008-09			
Throttle (Pull)	102-35-30012	106-35-30012	101-35-30012
Throttle (Push)	102-35-40012	106-35-40012	101-35-40012
Clutch	102-35-10012	106-35-10012	101-35-10012
GL1500 Valkyrie - 1997-03			
Throttle (Pull)	102-35-30007	106-35-30007	101-35-30007
Throttle (Push)	102-35-40007	106-35-40007	101-35-40007
Cross-Over	102-35-80007	106-35-80007	101-35-80007
Choke	102-35-50007	106-35-50007	101-35-50007
NRX1800 Rune - 2004-05			
Throttle (Pull)	102-35-30014	106-35-30014	101-35-30014
Throttle (Push)	102-35-40014	106-35-40014	101-35-40014
VTX1800C - 2002-07 / VTX1800F - 2005-08			
Throttle (Pull)	102-35-30011	106-35-30011	101-35-30011
Throttle (Push)	102-35-40011	106-35-40011	101-35-40011
VTX1800 N / R / S - 2002-08 / VTX1800T - 2007-08			
Throttle (Pull)	102-35-30013	106-35-30013	101-35-30013
Throttle (Push)	102-35-40013	106-35-40013	101-35-40013

ALL PRODUCTS LISTED BY MAKE

HUSQVARNA-INDIAN

HUSQVARNA CLUTCHES

MODEL	PART NUMBER	DESCRIPTION
Models Thru 1975	302-37-10001	Consists of 5 aluminum alloy, corprene bonded clutch plates. Fits the 250, 350 & 400 4-speed models.
Models Thru 1975	302-37-10002	For 5-speed models. Consists of 5 aluminum alloy, corprene bonded friction plates. Also fits CR400.
Models Thru 1975	401-75-078002	Steel Drive Plates (For #302-37-10002 Kits)
1976-86 Models	301-37-10004 (3.5mm) 301-37-10005 (3mm)	The #301-37-10004 and #301-37-10005 are the same except for thickness. These two plates cover all 1976-1986 models, both 2 and 4 stroke. Generally, models that use 6 plates, will use #301-37-10004 (3.5mm). Models that use 7 or 8 plates usually will use #301-37-10005 (3mm). There are exceptions. CHECK SERVICE MANUAL FOR QUANTITY AND THICKNESS.
1976-86 Models	401-37-059001 (1.5mm thick)	Steel Drive Plates. Fits 1976-1986. Specify quantity. (Note: #401-37-059001 plate is OE #16-11-157-01)
1976-86 Models	501-95-05030	Clutch Spring set. Fits 1983-86 250/1976-86 500 and 510 2 & 4 strokes. Set of 5.
1990-93 Models	501-56-05015	Clutch Spring set. Fits 4-stroke models. Set of 5.
	501-56-06015	Clutch Spring set. Fits 2-stroke models. Set of 6.

YEAR	MODEL	FRIC. PLATES (QTY.)	STEEL PLATES (QTY.)	SPRING KITS	CLUTCH-KITS	REMARKS / NOTES	CLUTCH BASKET	PRESSURE PLATE
2000-12 2007	CR/WR 125 WRE 125 SM 125S	301-35-10017(7)	401-35-055045(6)	501-39-05052				
2003-08	WR250	301-35-10012(8)	401-37-063090(7)	501-40-06095				
2009-10	WR250/300	301-35-10012(8)	401-37-063090(7)	501-45-06087				
2006-08 2008-10	SM610/TE610 SMR/TE/TC/ TXC450, 510	301-35-10012(8)	401-37-063090(7)	501-45-06087				

HUSQVARNA CABLES

DESCRIPTION	CABLE TYPE	PART NUMBER
Fits 2006-08 TE610. 1-1/2" longer than OEM	Clutch	101-37-10610

INDIAN CLUTCHES

MODEL	PART NUMBER	DESCRIPTION
2014-20 Indian Baggers	356-40-80014	Clutch Shaft Arm - Features better clutch plate separation, which allows smoother shifting and ease in finding neutral.
2020 Indian Challenger	303-40-20020 304-40-20021	Clutch kit - Includes 10 frictions, 9 steels and 3 springs. Extra Plate Kit - Increases Clutch Capacity
2014-20 Indian Chief	303-40-20014	Clutch kit - Includes 7 frictions, 6 steels and 5 heavy-duty springs.
2014-20 Chief	304-40-10016	Extra Plate Kit - Includes 8 frictions, 7 steels and 5 heavy duty springs. Increases clutch capacity.
2001-04 Chief/Spirit/ Scout w/ wet clutch	303-40-10106 608-40-10098	Clutch kit - Consists of 10 friction plates, 9 steel plates and 6 heavy duty springs. Scorpion Clutch - Greatly increases clutch capacity. Consists of billet pressure plate, steel inner hub, all friction/steel plates and three different sets of coil springs.
2021 Chief Vintage/ Vintage Darkhorse (Slipper clutch models)	303-40-20020 304-40-20021	Clutch kit - Includes 10 frictions, 9 steels and 3 springs. Extra Plate Kit - Includes 11 frictions, 10 steels and 3 springs. Increases Clutch Capacity
2021 Chief Vintage/ Vintage Darkhorse (Standard clutch models)	303-40-20014 304-40-10016	Clutch kit - Includes 7 frictions, 6 steels and 5 springs. Extra Plate Kit - Includes 8 frictions, 7 steels and heavy duty srings. Increases Clutch Capacity
2021 Chieftain Dark Horse/Elite/Premium/ STD 111,116/Thunder	303-40-20020 304-40-20021	Clutch kit - Includes 10 frictions, 9 steels and 3 springs. Extra Plate Kit - Increases Clutch Capacity
2019-20 FTR 1200	303-40-10120	Complete Kevlar Kit - Includes 8 friction plates, 7 steel plates and 3 heavy duty springs.
2015-20 Roadmaster	303-40-20014 304-40-10016	Clutch kit - Includes 7 frictions, 6 steels and 5 heavy-duty springs. Extra Plate Kit - Increases Clutch Capacity
2021 Roadmaster Classic/Dark Horse/ Premium	303-40-20020 304-40-20021	Clutch kit - Includes 10 frictions, 9 steels and 3 springs. Extra Plate Kit - Increases Clutch Capacity
2014-21 Indian Scout, Scout 60 (All)	303-40-10015	Clutch kit - Includes 8 frictions, 7 steels, and a set of 6 heavy duty springs.
2021 Springfield 111,116/ Dark Horse (Slipper clutch models)	303-40-20020 304-40-20021	Clutch kit - Includes 10 frictions, 9 steels and 3 springs. Extra Plate Kit - Includes 11 frictions, 10 steels and 3 springs. Increases Clutch Capacity
2021 Springfield 111,116/ Dark Horse (Standard clutch models)	303-40-20014 304-40-10016	Clutch kit - Includes 7 frictions, 6 steels and 5 heavy duty springs. Extra Plate Kit - Includes 8 frictions, 7 steels and heavy duty springs. Increases Clutch Capacity

ALL PRODUCTS LISTED BY MAKE

INDIAN

INDIAN CABLES NOTE: The part numbers below are for Stainless Cables w/Clear Coat ("102") or Traditional Black ("101").

DESCRIPTION	CABLE TYPE	PART NUMBER
2021 Challenger	Clutch	101-40-10008 Only available in black
1999-2001 Chief	Throttle	102-40-30001
	Idle	102-40-40001
	Clutch	102-30-10010
	Speedo	102-40-60001
2002-03 Chief	Throttle	102-40-30003
	Idle	102-40-40003
2014-20 Chief/Chieftain/2016-20 Springfield	Clutch	102-40-10004
2021 Chieftain Dark Horse/Elite/Premium/STD 111,116/Thunder	Clutch	101-40-10009
2021 Chief/Vintage/Vintage Darkhorse (<i>Slipper clutch models</i>)	Clutch	101-40-10009
2021 Chief/Vintage/Vintage Darkhorse (<i>Standard clutch models</i>)	Clutch	101-40-10004
2015-20 Roadmaster	Clutch	102-40-10004
2021 Roadmaster Classic/Dark Horse/Premium	Clutch	101-40-10009
2001-03 Scout	Throttle	102-40-30002
	Idle	102-40-40002
	Clutch	102-30-10010
	Speedo	102-30-60001
2014-20 Scout 1200/2020-21 Bobber Twenty	Clutch	102-40-10005
2018-21 Scout Bobber/2021 Bobber Sixty	Clutch	102-40-10006
2016-21 Scout Sixty	Clutch	102-40-10005
2021 Springfield 111,116/Dark Horse (<i>Slipper clutch models</i>)	Clutch	101-40-10009
2021 Springfield 111,116/Dark Horse (<i>Standard clutch models</i>)	Clutch	101-40-10004

INDIAN THROTTLE-BY-WIRE EXTENSION

DESCRIPTION	DESCRIPTION	PART NUMBER
2017-Later Indian - Single harness throttle-by-wire extension	8" Extension	152-40-30208

INDIAN STANDARD BRAKE LINES

NOTE: Available in Stainless Cables w/Clear Coat. Add prefix ("252-40") to part number.

DESCRIPTION	STANDARD FRONT BRAKE ASSY.
SCOUT 2015-20	11002
SCOUT 1200 ANNIVERSARY 2020	11002
SCOUT BOBBER 2018	11003
SCOUT SIXTY 2016-21	11002

INDIAN ABS BRAKE LINES

NOTE: Available in Stainless Cables w/Clear Coat. Add prefix ("252-40") to part number.

DESCRIPTION	ABS FRONT BRAKE ASSY.	ABS BOTTOM BRAKE ASSY.
CHALLENGER BASE/LIMITED/ELITE 2020	51003	
CHIEF CLASSIC 2014-19	51001	
CHIEF DARK HORSE 2016-19	51001	
CHIEF VINTAGE 2014-19	51001	
CHIEFTAIN 2014-15	51001	
CHIEFTAIN 2017-19	51001	
CHIEFTAIN DARK HORSE 2016-19	51001	
CHIEFTAIN ELITE 2017-18/LIMITED 2016-19	51001	
CHIEFTAIN 2014-19	51001	
CHIEFTAIN CLASSIC 2018	51001	
ROADMASTER 2015-19	51001	
SCOUT 1200 2017-20	51924	52924
SCOUT BOBBER 2018	51924	52924
SCOUT BOBBER TWENTY 2020-21	51002	
SCOUT BOBBER SIXTY 2019-21		52924
SCOUT SIXTY 2018	51924	52924
SCOUT SIXTY 2019-21	51002	
SPRINGFIELD 2016-19	51001	
SPRINGFIELD DARK HORSE 2016-19	51001	

NOTE: Indian brake lines are also available in Black and Platinum Series.

CONTINUED ON NEXT PAGE

ALL PRODUCTS LISTED BY MAKE

JAWA-KAWASAKI

JAWA CLUTCHES

MODEL	PART NUMBER	DESCRIPTION
Jawa/CZ Models	302-42-10002	Consist of 4 bonded friction plates. Stamped of steel and made with heat resistant, dry clutch facings. Fits 125, 250, 380/400 CZ models.

KAWASAKI CLUTCHES

YEAR	MODEL	FRIC. PLATES (QTY.)	STEEL PLATES (QTY.)	SPRING KITS	CLUTCH-KITS	REMARKS / NOTES	CLUTCH BASKET	PRESSURE PLATE
50cc								
1982	AR-50	301-45-10002(3)	401-45-063013(2)	501-29-06051				
60cc								
1983-04	KX-60	301-45-10002(5)	401-45-063013(4)	501-29-06051	*303-45-10002	*Complete Kit		
65cc								
2000-21	KX65	301-45-10002(5)	401-45-063013(4)	501-29-06051	*303-45-10002	*Complete Kit		
80cc								
1982	AR-80	301-45-10002(4)	401-45-063013(3)	501-29-06051				
1975-76	KD-80	301-45-10002(4)	401-45-063013(3)	501-29-06051				
1980-87	KD-80	301-45-10002(4)						
1988-90	KD-80	301-45-10002(4)	401-45-063013(3)	501-29-06051				
1980-81	KDX-80	301-45-10002(4)	401-45-063013(3)	501-29-06051				
1982-88	KDX-80	301-45-10002(5)	401-45-063013(4)	501-29-06051				
1979-80	KX-80	301-45-10002(4)	401-45-063013(3)	501-29-06051				
1981-84	KX-80	301-45-10002(5)	401-45-063013(4)	501-29-06051				
1985-87	KX-80	301-45-10002(6)	401-45-063013(5)	501-39-05061				
1988-97	KX-80	301-45-10001(7)	401-45-063013(6)	501-39-05061	*303-45-10003	*Complete Kit		
1998-00	KX-80	301-35-10008(6)	401-35-055062(5)	501-56-04015	*303-45-10004	*Complete Kevlar Kit	321-45-01002	
85cc								
2001-22	KX-85	301-35-10008(6)	401-35-055062(5)	501-56-04015	*303-45-10004	*Complete Kevlar Kit	321-45-01002	
90cc								
1969-75	G3SS & G3TR	301-45-10002(4)	401-45-063013(5)	501-29-06051				
1973-75	MC-1 Series & MC1M	301-45-10002(4)	401-45-063013(3)	501-29-06051				
100cc								
1970-71	G-31M Series	301-45-10002(4)	401-45-063013(3)	501-29-06051				
1970-75	G-4TR Series	301-45-10002(4)	401-45-063013(3)	501-29-06051				
1972-75	G-5 Series	301-45-10002(4)	401-45-063013(3)	501-29-06051				
1976-79	KD-100	301-45-10002(4)	401-45-063013(3)	501-29-06051				
1976-01	KE100	301-45-10002(4)	401-45-063013(3)	501-29-06051				
1976-77	KH-100	301-45-10002(4)	401-45-063013(3)	501-29-06051				
1976-81	KM-100	301-45-10002(4)	401-45-063013(3)	501-29-06051				
1976	KV-100	301-45-10002(4)	401-45-063013(3)	501-29-06051				
1995-97	KX-100	301-45-10001(7)	401-45-063013(6)	501-39-05061	*303-45-10003	*Complete Kevlar Kit		
1998-22	KX-100	301-35-10008(6)	401-35-055062(5)	501-56-04015	*303-45-10004	*Complete Kevlar Kit	321-45-01002	
110cc								
2002-22	KLX110/110L	301-45-10002(5)	401-45-063013(4)					
112cc								
2022	KX112	301-35-10008(6)	401-35-055062(5)	501-56-04015	*303-45-10004	*Complete Kit	321-45-01002	
120cc								
1967-69	C2SS & C2TR Roadrunner			501-29-06051	*302-45-10005	*Friction plate kit		
125cc								
1971-73	F-6/A/B		401-45-063005(3)	501-25-05043	*302-45-10009	*Friction plate kit		
1975-79	KD-125		401-45-063005(4)	501-25-05043				
1976-83	KE-125		401-45-063005(4)	501-25-05043				
2003-06	KLX125		401-70-063005(4)	501-31-05026				
1974-75	KS-125		401-45-063005(4)	501-25-05043				

ALL PRODUCTS LISTED BY MAKE

KAWASAKI

KAWASAKI CLUTCHES

YEAR	MODEL	FRIC. PLATES (QTY.)	STEEL PLATES (QTY.)	SPRING KITS	CLUTCH-KITS	REMARKS / NOTES	CLUTCH BASKET	PRESSURE PLATE
1974-76	KX-125		401-45-063005(4)	501-25-05043				
1978-82	KX-125		401-45-063005(5)	501-25-06043				
1983-84	KX-125		401-45-063005(6)	501-25-06043				
1985-87	KX-125	301-45-10003(7)	401-45-063008(6)	501-25-06043				
1988	KX-125	301-45-10003(8)	401-45-063008(7)					
1989	KX-125	301-45-10003(8)	401-45-059008(6) 401-45-063008(1)					
1990-92	KX-125	301-45-10003(8)	401-45-059008(7)					
1993	KX-125	301-45-10003(6) 301-45-10004(2)	401-45-063008(7)					
1994-02	KX-125	301-70-10035(7)	401-45-063011(6)	501-45-04050	*303-45-10007	*Complete Kevlar Kit		
2003-05	KX125	301-70-10035(7)	401-45-063011(6)	501-42-05111	*303-45-10008	*Complete Kevlar Kit		
2017-22	Z125 Pro	301-45-10002(5)	401-45-063013(4)					
140cc								
2008-22	KLX140	301-35-10008(4) 301-35-10016(1)	401-35-063062(4)	501-38-04132				
175cc								
1968-70	F-3		401-45-063005(3)		*302-45-10009	*Complete Kit		
1971-75	F-7		401-45-063005(4)	501-25-05043				
1976-79	KD-175		401-45-063005(4)	501-25-05043				
1980-82	KDX-175		401-45-063005(5)	501-25-06043				
1976-78	KE-175		401-45-063005(4)	501-25-05043				
1980-83	KE-175		401-45-063005(4)	501-25-06043				
200cc								
1983-85	KDX-200		401-45-063005(6)	501-25-06043				
1986-88	KDX-200	301-45-10003(7)	401-45-063008(6)	501-25-06043				
1989-94	KDX-200	301-45-10003(*8)	401-45-063008(7)	501-40-05058		*Omit Judder Spring & Seat		
1995-06	KDX-200	301-35-10010(7) 301-35-10011(1)	401-35-055045(7)	501-45-04050	*303-45-10010	*Complete Kit		
1981-84	KLT-200	301-45-10007(7)	401-45-063011(6)	501-24-05057				
1978-79	KZ-200	301-45-10007(7)	401-45-063011(6)	501-24-05057				
220cc								
1997-05	KDX-220, KDX-220R	301-35-10010(7) 301-35-10011(1)	401-35-055045(7)	501-45-04050	*303-45-10010	*Complete Kit		
1988-02	KLF-220 Bayou-220	301-35-10010(5)	401-35-055045(4)	501-45-04050				
230cc								
2020-22	KLX230/R	301-45-10003(6)	401-45-063008(5)					
250cc								
1988-89	EL-250 Eliminator	301-45-10009(5)	401-45-078002(4)	501-50-04055				
1986-07	EX-250 Ninja 250R	301-45-10009(5)	401-45-078002(4)	501-50-04050				
2008-12	EX-250 Ninja 250R	301-35-10012(5)	401-35-078002(4)	501-45-04050				
1980-81	KDX-250	301-45-10016(6)	401-45-078006(5)	501-40-05058				
1982-84	KDX-250	301-45-10016(7)	401-45-047006(6)	501-40-05058				
1991-94	KDX-250	301-45-10016(8)	401-45-063006(7)	501-44-06002				
1977-79	KE-250	301-45-10016(6)	401-45-078006(5)	501-45-05050				
1976	KH-250		401-45-063005(5)	501-25-05043				
1978-84	KL-250	301-45-10007(7)	401-45-063011(6)	501-24-05057				
2000-09	KL-250 Super Sherpa	301-45-10003(7)	401-45-063008(6)	501-39-06020				
1985-05	KL-250, KLR-250	301-45-10007(6)	401-45-078011(5)	501-24-05057				
1982-85	KLT-250	301-45-10007(7)	401-45-063011(6)	501-24-05057				
1979-80	KLX-250	301-45-10007(7)	401-45-063011(6)	501-24-05057				

CONTINUED ON NEXT PAGE

ALL PRODUCTS LISTED BY MAKE

KAWASAKI**KAWASAKI CLUTCHES**

YEAR	MODEL	FRIC. PLATES (QTY.)	STEEL PLATES (QTY.)	SPRING KITS	CLUTCH-KITS	REMARKS / NOTES	CLUTCH BASKET	PRESSURE PLATE
1994-96	KLX-250, KLX-250R	301-45-10003(7)	401-45-063008(6)	501-25-06043				
2006-14	KLX250S	301-45-10003(7)	401-45-063008(6)	501-25-06043				
2009-10	KLX250SF	301-45-10003(7)	401-45-063008(6)	501-25-06043				
2018-20	KLX250	301-45-10003(7)	401-45-063008(6)	501-25-06043				
1987-04	KSF-250, Mojave 250	301-45-10007(7)	401-45-063011(6)	501-24-05057				
1975-76	KT-250		401-45-063005(4)	501-25-06043				
1974-76	KX-250	301-45-10016(5)	401-45-078006(4)	501-24-06057				
1978-79	KX-250	301-45-10016(5)	401-45-078006(4)	501-24-06057				
1980-81	KX-250	301-45-10016(6)	401-45-078006(5)	501-40-06058				
1982-84	KX-250	301-45-10016(7)	401-45-047006(6)	501-40-05058				
1985	KX-250	301-45-10006(8)	401-45-047006(7)	501-40-05058				
1986	KX-250	301-45-10006(8)	401-45-047006(7)	501-50-05055				
1987-90	KX-250	301-45-10016(8)	401-45-059006(7)	501-40-06058	*303-45-10011	*Complete Kevlar Kit		
1991	KX-250	301-45-10016(8)	401-45-063006(7)	501-40-06058				
1992-07	KX-250	301-45-10009(8)	401-45-063002(7)	501-40-05058	*303-45-10012	*Complete Kevlar Kit	321-45-01004 ('92-05) 321-45-01014 ('06-07)	
2004	KX250F	301-70-10035(8)	401-45-063011(7)	501-42-05111	*303-70-20046	*Complete Kit	321-45-01005	361-45-01015
2005-12	KX250F	301-70-10035(8)	401-45-063011(7)	501-50-05053	*303-70-20046	*Complete Kit	321-45-01005 (2005) 321-45-01015 ('06-12)	361-45-01015
2013-20	KX250F	301-70-10035(8)	401-45-063011(7)	501-45-05140	*303-45-20034	*Complete Kit	321-45-01015	361-45-01015
2021-22	KX250F/XC	301-70-10035(8)	401-45-055011(7)				321-45-01015	
1987-88	KXF-250, Tecate 4	301-45-10016(8)	401-45-059006(7)	501-40-06058				
1984-85	KXT-250, Tecate	301-45-10016(7)	401-45-047006(6)	501-40-05058				
1986-88	KXT-250, Tecate	301-45-10006(8)	401-45-047006(7)	501-50-05055				
1980-83	KZ-250	301-45-10007(7)	401-45-063011(6)	501-24-05057				
1973-75	S-1 Series		401-45-063005(5)	501-25-05043				
300cc								
1995-03	KEF-300, Lakota 300	301-45-10016(5)	401-45-078006(4)	501-40-04058				
1986-04	KLF-300, Bayou 300	301-45-10016(5)	401-45-078006(4)	501-40-04058				
1989-05	KLF-300, Bayou 4X4	301-45-10016(5)	401-45-078006(4)	501-40-04058				
1997-07	KLX-300, KLX-300R	301-45-10003(7)	401-45-063008(6)	501-25-06043				
2020-22	KLX300/R	301-45-10003(7)	401-45-063008(6)	501-25-06043				
2013-17	Ninja 300	301-35-10012(3) 301-35-10013(2)	401-35-078002(3) 401-45-078015(1)	501-58-03121	*303-45-10032	*Complete Kit		
2017-22	Versys-X 300	301-35-10012(3) 301-35-10013(2)	401-35-078002(3) 401-45-078015(1)	501-59-03144				
305cc								
1983	EX-305, B1-GP	301-45-10016(7)	401-45-078006(6)	501-40-05058				
1981-88	KZ-305, LTD	301-45-10016(7)	401-45-078006(6)					
350cc								
1970-75	F-5/F-9	301-45-10007(7)	401-45-063011(6)					
1972-73	S-2 & S2-A		401-45-063005(5)	501-25-05043				
400cc								
1979-80	KDX-400	301-45-10016(6)	401-45-078006(5)	501-40-05058				
2003-04	KFX400	301-35-10012(7) 301-35-10013(1)	401-45-063006(7)	501-43-06024	*303-70-10043	*Complete Kevlar Kit	321-45-01007	
2005-06	KFX400	301-35-10012(8) 301-35-10013(1)	401-45-063006(8)	501-43-06024	*303-70-10050	*Complete kit	321-45-01017	

ALL PRODUCTS LISTED BY MAKE

KAWASAKI

KAWASAKI CLUTCHES

YEAR	MODEL	FRIC. PLATES (QTY.)	STEEL PLATES (QTY.)	SPRING KITS	CLUTCH-KITS	REMARKS / NOTES	CLUTCH BASKET	PRESSURE PLATE
1974-77	KH-400/S3		401-45-063005(6)	501-25-05043				
1993-99	KLF-400, Bayou 400 4X4	301-45-10016(6)	401-45-063006(5)	501-40-04058				
2003-04	KLX400	301-35-10012(7) 301-35-10013(1)	401-45-063006(7)	501-43-06024	*303-70-10043	*Complete Kevlar Kit	321-45-01007	
1974-79	KZ-400	301-45-10009(6)	401-45-078002(5)	501-50-04055				
2018-22	Ninja 400	301-35-10010(2) 301-35-10011(3)		501-58-03121				
2019-22	Z400	301-35-10010(2) 301-35-10011(3)		501-58-03121				
420cc								
1981	KDX-420	301-45-10016(6)	401-45-078006(5)	501-40-06058				
1980-81	KX-420	301-45-10016(6)	401-45-078006(5)	501-40-06058				
440cc								
1975-83	KZ-440	301-45-10009(6)	401-45-078002(5)	501-50-04055				
450cc								
1985-90	EN-450, LTD (Belt)	301-45-10009(7)	401-45-078002(6)	501-40-05058	*302-45-10013	*Friction plate kit		
1982	KDX-450	301-45-10016(6)	401-45-078006(5)	501-40-06058				
2008-09	KLX450R	301-35-10012(8)	401-45-063006(7)	501-55-05066	*303-45-10020 **303-45-20020	*Complete Kit **Complete CF Kit	321-45-01010	361-45-01010
2019	KLX450R	301-35-10012(8)	401-45-063006(7)	501-55-05066	*303-45-10020 **303-45-20020	*Complete Kit **Complete CF Kit	321-45-01010	
2008-14	KFX450R	301-35-10012(7) 301-35-10013(1)	401-45-063006(7)	501-55-05066	*303-45-20023	*Complete Kit	321-45-01018	361-45-01010
2006-18	KX450F	301-35-10012(8)	401-45-063006(7)	501-55-05066	*303-45-10020 **303-45-20020	*Complete Kit **Complete CF Kit	321-45-01010	361-45-01010
2019-20	KX450F	301-35-10012(7) 301-35-10019(1)	401-45-063006(7)	501-55-05066	*303-45-10037	*Complete Kevlar Kit	321-45-01010	
2021-22	KX450F/XC	301-45-10009(7) 301-45-10011(1)	401-70-063010(7)					
454cc								
1985-90	LTD-454	301-45-10009(7)	401-45-078002(6)	501-40-05058	*303-45-10001	*Complete kit		
500cc								
1990-09	EN-500, Vulcan 500 LTD	301-45-10009(7)	401-45-078002(6)	501-40-05058	*303-45-10001	*Complete kit		
1987-09	EX-500, Ninja 500R	301-45-10009(7)	401-45-078002(6)	501-40-05058	*302-45-10013 **303-45-10001	*Friction Plate Kit **Complete Kit		
1969-76	H-1, Mach 3	301-45-10007(7)	401-45-063011(6)	501-45-05050				
1976	KH-500, A8: MACH 3	301-45-10007(7)	401-45-063011(6)					
1983-84	KX-500	301-45-10016(7)	401-45-047006(6)	501-57-05007				
1985-86	KX-500	301-45-10006(8)	401-45-047006(7)	501-57-05007				
1987-04	KX-500	301-45-10016(8)	401-45-059006(7)	501-50-06055	*303-45-10011	*Complete Kevlar Kit		
550cc								
1980-84	KZ-550	301-45-10009(7)	401-45-078002(6)	501-50-05055	*302-45-10013	*Friction plate kit		
1990-91	ZR-550, Zephyr	301-45-10009(7)	401-45-078002(5) 401-45-103002(1)	501-50-05055	*302-45-10013	*Friction plate kit		
1984-86	ZX-550GPZ	301-45-10009(7)	401-45-078002(6)	501-50-05055	*302-45-10013	*Friction plate kit		
600cc								
1984-86	KL-600, KLR	301-45-10009(7)	401-45-078002(6)	501-40-05058	*303-45-10001	*Complete kit		

CONTINUED ON NEXT PAGE

ALL PRODUCTS LISTED BY MAKE

KAWASAKI**KAWASAKI CLUTCHES**

YEAR	MODEL	FRIC. PLATES (QTY.)	STEEL PLATES (QTY.)	SPRING KITS	CLUTCH-KITS	REMARKS / NOTES	CLUTCH BASKET	PRESSURE PLATE
1986-87	ZL-600	301-45-10009(7)	401-45-089002(6) 401-45-078002(AR) 401-45-103002(AR)	501-40-06058	*302-45-10013	*Friction plate kit		
1996-97	ZL-600, Eliminator 600	301-45-10009(7)	401-45-089002(6) 401-45-078002(AR) 401-45-103002(AR)	501-40-06058	*302-45-10013	*Friction plate kit		
1985-89	ZX-600, Ninja 600R, A1, A2, B1, C1, C2	301-45-10009(7)	401-45-078002(6)	501-50-05055	*302-45-10013	*Friction plate kit		
1990-97	ZX-600, Ninja 600R, C3-C10	301-45-10009(7)	401-45-078002(5) 401-45-103002(1)	501-50-05055	*302-45-10013	*Friction plate kit		
1990-93	ZX-600, Ninja ZX-6, D1- D4	301-45-10009(7)	401-45-089002(6)	501-50-05055	*302-45-10013	*Friction plate kit		
1993-04	ZX-600, Ninja ZX-6, ZZR600 E1- E12	301-45-10009(7)	401-45-089002(6)	501-56-05096	*303-45-10016	*Complete Kit		
1995-99	ZX-600, Ninja ZX-6R	301-70-10035(9)	401-45-089011(8)	501-50-04116				
2000-02	ZX6R	301-70-10035(9)	401-45-063011(8)	501-50-04116	*303-45-10014	*Complete Kevlar Kit		
2003	ZX6RR	301-70-10035(9)	401-45-063011(8)	501-56-06021				
2004	ZX6RR	301-70-10035(8)	401-45-063011(1) 401-45-078011(5)	501-56-06021		*Re-use OEM Double Steel Plate		
2005-06	ZX6RR	301-70-10035(8)	401-45-063011(*AR) 401-45-078011(*AR) 401-45-089011(*AR)	501-58-06121		*As Required * Re-use OEM Double Steel Plate		
2007-12	ZX6R	301-70-10035(8)	401-45-103011(7)	501-56-06021	*303-45-20024	*Complete Kit		
2013-16	ZX6R			501-92-03139				
2005-08	ZZR600	301-70-10035(9)	401-45-063011(8)	501-50-04116	*303-45-10014	*Complete Kevlar Kit		
636cc								
2003-04	ZX636/ZX6R	301-70-10035(9)	401-45-063011(8)	501-50-04116				
2005-06	ZX636/ZX6R	301-70-10035(8)	401-45-089011(5) 401-45-103011(2)	501-58-06121	*303-45-20018	*Complete Kit		
2013-21	ZX6R	301-70-10035(8)	401-45-089011(5) 401-25-089001(1)	501-92-03139	*303-45-10033	*Complete Kit. Re-use stock spring plate - Kaw. #13089-0024		
2022	ZX6R	301-70-10035(8)	401-45-103011(7)	501-56-06021	*303-45-20024	*Complete CF Kit		
650cc								
2000-02	EJ650/W650	301-45-10009(8)	401-45-063002(7)	501-40-05058				
2009-10 2016	ER-6n ER-6n (Euro)	301-45-10009(7)	401-45-089002(6)	501-50-05055	*302-45-10013	*Friction plate kit		
1987-95	KL-650, KLR-650	301-45-10009(7)	401-45-078002(6)	501-40-05058	*302-45-10013	*Friction plate kit		
1996-11	KL-650, KLR-650	301-45-10009(8)	401-45-078002(7)	501-44-05002	*303-45-10035	*Complete Kit		
2012-22	KLR-650	301-45-10009(7)	401-45-089002(6)	501-40-05095	*303-45-10036	*Complete Kit		
1990-91	KL-650, Tengai	301-45-10009(7)	401-45-078002(6)	501-40-05058	*302-45-10013	*Friction plate kit		
1993-96	KLX-650, KLX-650R	301-45-10009(7)	401-45-078002(6)	501-44-05002	*302-45-10013	*Friction plate kit		
1977-83	KZ-650	301-45-10008(7)	401-45-089001(6)	501-50-05055				
2006-08	Ninja 650R	301-45-10009(7)	401-45-089002(5) 401-45-103002(1)	501-50-05055	*303-45-10025	*Complete Kit		
2009-16	Ninja 650R	301-45-10009(7)	401-45-089002(6)	501-50-05055	*302-45-10013	*Friction plate kit		

ALL PRODUCTS LISTED BY MAKE

KAWASAKI**KAWASAKI CLUTCHES**

YEAR	MODEL	FRIC. PLATES (QTY.)	STEEL PLATES (QTY.)	SPRING KITS	CLUTCH-KITS	REMARKS / NOTES	CLUTCH BASKET	PRESSURE PLATE
2017-22	Ninja 650R	301-35-10013(3) 301-35-10012(4)	401-35-078002(5) 401-45-078015(1)	501-59-03151				
2008-10	Versys	301-45-10009(7)	401-45-089002(5) 401-45-103002(1)	501-50-05055	*303-45-10025	*Complete Kit		
2011-22	Versys	301-45-10009(7)	401-45-089002(6)	501-50-05055	*302-45-10013	*Friction plate kit		
2015-22	Vulcan S	301-45-10009(7)	401-45-089002(6)	501-50-05055	*302-45-10013	*Friction plate kit		
2017-22	Z650	301-35-10013(3) 301-35-10012(4)	401-35-078002(5) 401-45-078015(1)	501-59-03151				
700cc								
1984	KZ-700	301-45-10008(7)	401-45-089001(6)	501-57-05007				
1985	VN-700, Vulcan	301-45-10009(8)	401-45-063002(7)	501-50-05055				
1984-85	ZN-700, Ltd	301-45-10008(7)	401-45-089001(6)	501-57-05007				
750cc								
1972-75	H-2, Mach 4		401-45-078011(6)	501-40-05058	*302-45-10015			
1980-83	KZ-750 Fours	301-45-10008(7)	401-45-089001(6)	501-57-05007				
1976-80	KZ-750 Twins	301-45-10009(8)	401-45-063002(7)	501-50-05055				
1982-84	KZ-750 Twins	301-45-10009(8)	401-45-063002(7)	501-50-05055				
1986-06	VN-750, Vulcan	301-45-10009(8)	401-45-063002(7)	501-50-05055				
2005-08	Z-750 (European)	301-70-10035(9)	401-45-063011(8)	501-59-04098				
2005-06	Z-750S	301-70-10035(9)	401-45-063011(8)	501-50-04116				
1991-93	ZR-750, ZR- 750 Zephyr	301-45-10010(7)		501-44-05002				
2000-04	ZR750/ZR7	301-45-10010(7)		501-63-05014				
1982-85	ZX-750, GPZ	301-45-10008(7)	401-45-089001(6)	501-57-05007				
1989-90	ZX-750, Ninja ZX-7	301-45-10009(7)	401-45-089002(6) 401-45-078002(*AR) 401-45-103002(*AR)	501-40-06058	**302-45-10013	**Friction Plate Kit *As Required		
1991-95	ZX-750, Ninja ZX-7	301-45-10009(8)	401-45-089002(7) 401-45- 078002(*AR) 401-45- 103002(*AR)	501-40-06058		*As Required		
1987-90	ZX-750, Ninja ZX-750R	301-45-10009(8)	401-45-063002(7)	501-57-05007				
1991-03	ZX-750, Ninja ZX-7R/7RR	301-45-10009(8)	401-45-089002(7) 401-45- 078002(*AR) 401-45- 103002(*AR)	501-40-06058		*As Required		
1984-85	ZX-750, Turbo	301-45-10010(8)	401-45-089001(7)	501-57-05007				
800cc								
1995-06	VN-800	301-45-10009(8)	401-45-063002(7)	501-40-05058				
2011-16	W800 (European)	301-45-10009(8)	401-45-063002(7)					
2020-22	W800	301-35-10012(4) 301-35-10013(3)	401-35-078002(5) 401-45-078015(1)	501-89-03154				
2013-15	ZR800 (European)	301-70-10035(9)	401-45-063011(8)	501-48-04129				
2016	Z800	301-70-10035(9)	401-45-063011(8)	501-48-04129				
900cc								
1976-77	KZ-900	301-45-10008(8)	401-45-089001(7)	501-50-05055				
2006-22	VN900	301-45-10009(8)	401-45-059002(7)	501-50-05055	*303-45-20028	*Complete Kit		
1973-75	Z-1	301-45-10008(8)	401-45-089001(7)	501-50-05055				
2017-22	Z900/RS	301-70-10035(9)	401-45-089011(6) 401-25-089001(1)	501-63-03136		Must re-use O.E. double steel plate		

CONTINUED ON NEXT PAGE

ALL PRODUCTS LISTED BY MAKE

KAWASAKI

KAWASAKI CLUTCHES

YEAR	MODEL	FRIC. PLATES (QTY.)	STEEL PLATES (QTY.)	SPRING KITS	CLUTCH-KITS	REMARKS / NOTES	CLUTCH BASKET	PRESSURE PLATE
1985-86	ZL-900, Eliminator	301-45-10009(9)	401-45-089002(8) 401-45-078002(*AR) 401-45-103002(*AR)	501-40-06058		*As Required		
1984-86	ZX-900, Ninja	301-45-10009(8)	401-45-063002(7)	501-50-05055				
1994-97	ZX-900, Ninja ZX-9R	301-45-10009(8)	401-45-089002(7) 401-45-078002(*AR) 401-45-103002(*AR)	501-40-06095		*As Required		
1998-03	ZX-900, Ninja ZX-9R	301-90-10013(10)	401-45-089011(9) 401-45-078011(AR) 401-45-103011(AR)	501-59-05098	*303-45-20017	*Complete Kit		
1000cc								
2015	H2	301-35-10018(8) 301-35-10019(1)	401-35-103002(8)	505-63-06099				
2015-18	H2 R	301-35-10012(9) 301-35-10013(1)	401-35-089002(9)	505-63-06099				
2016	H2 (NFF)	301-35-10018(8) 301-35-10019(1)	401-35-103002(8)	505-63-06099				
2016	H2 (NGF)	301-35-10018(6) 301-35-10019(3)		501-48-03129				
2017-22	H2/ZH2	301-35-10018(6) 301-35-10019(3)		501-48-03129				
2020-22	H2 SX SE	301-35-10018(6) 301-35-10019(3)		501-48-03129				
1978-81	KZ-1000, Police	301-45-10008(8)	401-45-089001(7)	501-50-05055				
1982-05	KZ-1000, Police, R1	301-45-10009(9)	401-45-089002(8)	501-50-05055				
1979-80	KZ-1000, Shaft	301-45-10009(9)	401-45-089002(8)	501-40-06058				
1977-80	KZ-1000, Z1-R	301-45-10008(8)	401-45-089001(7)	501-50-05055				
2016	Ninja 1000R MEF/MFF	301-70-10035(10)	401-45-103011(9)	501-48-05129				
2016	Ninja 1000R MGF	301-70-10035(9)	401-45-089011(6) 401-45-089001(1)	501-92-03139		Re-use OE double riveted steel plate		
2011-15	Ninja 1000R	301-70-10035(10)	401-45-103011(9)	501-48-05129				
2017-22	Ninja 1000R/ 1000SX	301-70-10035(9)	*401-45-089011(6) 401-25-089001(1)	501-92-03139		*Re-use O.E. double steel plate		
2015-22	Versys	301-70-10035(9)	401-45-089011(6) 401-45-089001(1)	501-92-03139		Re-use OE double riveted steel plate		
2003-08	Z-1000	301-70-10035(10)	401-45-089011(9)	501-59-05098	*303-70-20037	*Complete Kit		
2010-15	Z-1000	301-70-10035(10)	401-45-103011(9)	501-48-05129				
2016	Z-1000 GEF/GFF	301-70-10035(10)	401-45-103011(9)	501-48-05129				
2016	Z-1000 GGF	301-70-10035(9)	401-45-103011(6) 401-45-089001(1)	501-92-03139		Re-use OE double riveted steel plate		
1986-06	ZG-1000, Concours	301-45-10009(9)	401-45-089002(*AR) 401-45-078002(*AR) 401-45-103002(*AR)	501-40-06058		*As Required		
1987	ZL-1000	301-45-10009(9)	401-45-089002(*AR) 401-45-078002(*AR) 401-45-103002(*AR)	501-40-06058		*As Required		
1986-87	ZX-1000, Ninja 1000R	301-45-10009(9)	401-45-089002(8)	501-40-06058				
1988-90	ZX-1000, Ninja ZX-10	301-45-10009(9)		501-40-06058				
2004-05	ZX10R Ninja	301-70-10035(10)	401-45-103011(**8) 401-45-089011(*AR)	501-58-06121	***305-45-20026	*As Required **You must re-use OEM double steel plate ***Frictions/ Springs		

ALL PRODUCTS LISTED BY MAKE

KAWASAKI**KAWASAKI CLUTCHES**

YEAR	MODEL	FRIC. PLATES (QTY.)	STEEL PLATES (QTY.)	SPRING KITS	CLUTCH-KITS	REMARKS / NOTES	CLUTCH BASKET	PRESSURE PLATE
2006-22	ZX10R Ninja	301-70-10035(10)		501-58-06121	*305-45-20026	*Frictions & Springs		
1100cc								
1983-84	GPz-1100	301-45-10009(9)	401-45-089002(8)	501-50-06055				
1995-96	GPz-1100	301-45-10010(9)		501-58-06076				
1981-83	KZ-1100	301-45-10009(9)	401-45-089002(8)	501-40-06058				
1981-83	KZ-1100, GP	301-45-10009(9)	401-45-089002(8)	501-50-05055				
1984-85	ZN-1100, Ltd	301-45-10009(9)	401-45-089002(8)	501-40-06058				
1992-95	ZR-1100	301-45-10009(9)	401-45-089002(8) 401-45-078002(*AR) 401-45-103002(*AR)	501-40-06058		*As Required		
1999-00	ZRX1100/ ZR1100	301-45-10009(9)	401-45-089002(8)	501-40-06058				
1990-01	ZX-1100, Ninja ZX11	301-45-10010(9)		501-58-06076				
1200cc								
1986-91	ZG-1200 Voyager XII	301-45-10009(9)		501-40-06058				
1992-03	ZG-1200 Voyager XII	301-45-10009(9)	401-45-089002(8) 401-45-078002(*AR) 401-45-103002(*AR)	501-40-06058		*As Required		
2001-05	ZRX1200R/ ZR1200	301-45-10009(9)	401-45-089002(8)	501-40-06095				
2000	ZX12R	301-35-10018(11) 301-35-10019(1)	401-35-055002(*AR) 401-35-063002(11) 401-35-078002(*AR)	501-59-06098 (Std) 501-50-06116 (HD)		*As Required		
2001-05	ZX12R	301-35-10018(10) 301-35-10019(2)	401-35-055002(AR) 401-35-063002(11) 401-35-078002(AR)	501-59-06098 (Std) 501-50-06116 (HD)	*303-45-20019	*Complete kit- includes heavy duty springs		
2002-05	ZZR1200	301-45-10010(9)		501-58-06076				
1300cc								
1983-88	ZN1300				*302-45-20018	*Friction plate kit		
1400cc								
2008-22	ZG1400 Concours	301-45-10008(8) 301-45-10010(1)	401-35-103027(8)	501-38-06141				
2006-11	ZX14R	301-45-10010(9) 301-45-10022(1)	401-35-103027(9)	501-48-05129	*303-45-20021	*Complete Kit		
2012-22	ZX14R	301-45-10010(9) 301-45-10022(1)	401-35-103027(9)	501-38-06141	*303-45-20030	*Complete Kit		
1500cc								
1987-08	VN1500/ALL		401-45-063014 (1.6mm-AR) 401-45-078014 (2mm-AR) 401-45-089014 (2.3mm-AR)	502-00-01025 (HD)	*302-45-20018	*Friction plate kit		
1600cc								
2003-08	VN1600		401-45-063014 (1.6mm-AR) 401-45-078014 (2mm-AR) 401-45-089014 (2.3mm-AR)	502-00-01025 (HD)	*302-45-20018	*Friction plate kit		
1700cc								
2009-22	VN1700		401-45-078014 (9)	501-50-05116	*302-45-20019	*Friction plate kit		
2000cc								
2004-10	VN2000		401-45-078014(9) 401-45-063014 (1.6mm-AR) 401-45-089014 (2.3mm-AR)	501-50-05116	*302-45-20019	*Friction plate kit		

CONTINUED ON NEXT PAGE

ALL PRODUCTS LISTED BY MAKE

KAWASAKI**KAWASAKI OFF-ROAD CLUTCH BASKETS**

MODEL/YEAR	PART #
KX80 (1998-00)	321-45-01002
KX85 (2001-22)	321-45-01002
KX100 (1998-22)	321-45-01002
KX112 (2022)	321-45-01002
KX250 (1992-05)	321-45-01004
KX250 (2006-07)	321-45-01014
KX250F (2004-05)	321-45-01005
KX250F (2006-22)	321-45-01015
KLX400 (2003-04)	321-45-01007
KFX400 (2003-04)	321-45-01007
KFX400 (2005-06)	321-45-01017
KFX450R (2008-14)	321-45-01018
KLX450R (2008-09/2019)	321-45-01010
KX450F (2006-20)	321-45-01010

MODEL / DESCRIPTION	PART # - STAINLESS W/ CLEAR	PART # - PLATINUM SERIES	PART # - TRADITIONAL BLACK
---------------------	-----------------------------	--------------------------	----------------------------

KAWASAKI CABLES - MODERN

VN800 Vulcan Drifter - 1999-06			
Throttle (Pull)	102-45-30008	106-45-30008	101-45-30008
Throttle (Push)	102-45-40008	106-45-40008	101-45-40008
Clutch	102-45-10008	106-45-10008	101-45-10008
VN800 Vulcan / Classic - 2004-05			
Throttle (Pull)	102-45-30001	106-45-30001	101-45-30001
Throttle (Push)	102-45-40003	106-45-40003	101-45-40003
Clutch	102-45-10002	106-45-10002	101-45-10002
VN800 Vulcan / Classic - 1996-03			
Throttle (Pull)	102-45-30001	106-45-30001	101-45-30001
Throttle (Push)	102-45-40001	106-45-40001	101-45-40001
Clutch (Classic)	102-45-10001	106-45-10001	101-45-10001
Clutch (Vulcan)	102-45-10002	106-45-10002	101-45-10002
VN900 Vulcan / Classic / LT - 2006-22			
Throttle (Pull)	102-45-30014	106-45-30014	101-45-30014
Throttle (Push)	102-45-40014	106-45-40014	101-45-40014
Clutch	102-45-10014	106-45-10014	101-45-10014
VN900 Custom - 2007-22			
Throttle (Pull)	102-45-30015	106-45-30015	101-45-30015
Throttle (Push)	102-45-40015	106-45-40015	101-45-40015
Clutch	102-45-10015	106-45-10015	101-45-10015

KAWASAKI CLUTCH BASKET CUSHIONS

MODEL/YEAR	PART #
KX80 (1998-00)	323-45-06246
KX85 (2001-22)	323-45-06246
KX100 (1998-22)	323-45-06246
KX112 (2022)	323-45-06246
KX125 (1994-05)	323-90-08243
KX250 (1992-07)	323-45-08247
KX250F (2006-22)	323-45-08596
KLX450R (2008-09/2019)	323-45-08247
KX450F (2006-20)	323-45-08247

KAWASAKI OFF-ROAD PRESSURE PLATES

KX250F (2004-20)	361-45-01015
KLX450R (2008-09)	361-45-01010
KFX450R (2008-14)	361-45-01010
KX450F (2006-20)	361-45-01010

KAWASAKI OFF-ROAD CLUTCH COVERS

KX250F (2004-08)	341-45-01025
KX250F (2009-20)	341-45-01012
KFX450R (2008-14)	341-45-01010
KLX450R (2008-09)	341-45-01010
KX450F (2006-20)	341-45-01010

MODEL / DESCRIPTION	PART # - STAINLESS W/ CLEAR	PART # - PLATINUM SERIES	PART # - TRADITIONAL BLACK
---------------------	-----------------------------	--------------------------	----------------------------

VN1500 Vulcan Classic - 1996-03			
Throttle (Pull)	102-45-30004	106-45-30004	101-45-30004
Throttle (Push)	102-45-40004	106-45-40004	101-45-40004
VN1500 Vulcan Classic F.I. - 2000-03			
Throttle (Pull)	102-45-30006	106-45-30006	101-45-30006
Throttle (Push)	102-45-40006	106-45-40006	101-45-40006
VN1500 Vulcan Classic - 2004			
Throttle (Pull)	102-45-30011	106-45-30011	101-45-30011
Throttle (Push)	102-45-40004	106-45-40004	101-45-40004
VN1500 Vulcan Classic - 2005-08			
Throttle (Pull)	102-45-30010	106-45-30010	101-45-30010
Throttle (Push)	102-45-40006	106-45-40006	101-45-40006
VN1500 Vulcan Drifter - 2000			
Throttle (Pull)	102-45-30007	106-45-30007	101-45-30007
Throttle (Push)	102-45-40007	106-45-40007	101-45-40007
VN1500 Vulcan Drifter - 2001-03			
Throttle (Pull)	102-45-30006	106-45-30006	101-45-30006
Throttle (Push)	102-45-40006	106-45-40006	101-45-40006
VN1500 Vulcan Drifter - 2004-05			
Throttle (Pull)	102-45-30012	106-45-30012	101-45-30012
Throttle (Push)	102-45-40006	106-45-40006	101-45-40006

ALL PRODUCTS LISTED BY MAKE

KAWASAKI

MODEL / DESCRIPTION	PART # - STAINLESS W/ CLEAR	PART # - PLATINUM SERIES	PART # - TRADITIONAL BLACK
---------------------	-----------------------------	--------------------------	----------------------------

VN1500 Vulcan Nomad - 1999-2001			
Throttle (Pull)	102-45-30005	106-45-30005	101-45-30005
Throttle (Push)	102-45-40005	106-45-40005	101-45-40005

VN1500 Vulcan Nomad F.I. - 2000-03			
Throttle (Pull)	102-45-30006	106-45-30006	101-45-30006
Throttle (Push)	102-45-40006	106-45-40006	101-45-40006

VN1500 Vulcan Nomad F.I. - 2004			
Throttle (Pull)	102-45-30012	106-45-30012	101-45-30012
Throttle (Push)	102-45-40006	106-45-40006	101-45-40006

VN1500 / 1600 Vulcan Mean Streak - 2002-08			
Throttle (Pull)	102-45-30009	106-45-30009	101-45-30009
Throttle (Push)	102-45-40009	106-45-40009	101-45-40009

VN1600 Vulcan Classic - 2003-08			
Throttle (Pull)	102-45-30010	106-45-30010	101-45-30010
Throttle (Push)	102-45-40010	106-45-40010	101-45-40010

VN1600 Vulcan Nomad - 2005-08			
Throttle (Pull)	102-45-30010	106-45-30010	101-45-30010
Throttle (Push)	102-45-40010	106-45-40010	101-45-40010

VN1700 Vulcan Classic / LT - 2009-12			
Throttle (Pull)	102-45-30016	106-45-30016	101-45-30016
Throttle (Push)	102-45-40016	106-45-40016	101-45-40016

KAWASAKI CABLES - VINTAGE

DESCRIPTION	CABLE TYPE	PART NUMBER
Fits Z-1 and KZ1000 models. Twist grip to carb. (Kaw. Nos. 54012-081, 54012-87) 2 cables required. Replaces push or pull cable.	Throttle	101-45-30901
Fits KZ550/650/750/900/1100 models. Made shorter to fit superbike-type low bars.	Clutch	101-45-10902
Fits Z-1 and KZ1000 models. Now made with heavy duty, Harley-type casing to eliminate casing collapse. (Kaw. No. 54011-048)	Clutch	101-45-10903

KAWASAKI BRAKE AND CLUTCH LINES

NOTE: Available in Stainless Cables w/Clear Coat. Add prefix ("252-45") to part number.

DESCRIPTION	FRONT BRAKE	REAR BRAKE	HYDRAULIC CLUTCH LINE
VN750 VULCAN 1986-03	12825		
VN800 VULCAN 1996-05	11826		
VN800 CLASSIC 1996-03	11827		
VN800 DRIFTER 2000-03	11849		
VN900 VULCAN 2006-14	11870		
VN1500 VULCAN 1986-00	11824	21824	31824
VN1500 CLASSIC 1996-UP	11823	21823	31823
VN1500 DRIFTER 1999-06	11841	21841	31841
VN1500 MEAN STREAK 2002-03	12852	21852	31852
VN1500G1 NOMAD 1998-03	12837	21837	31837
VN1600 CLASSIC 2003-09	12861		
VN1600 MEAN STREAK 2004-09			31852
VN-1600 NOMAD 2005-09		21867	
VN2000 VULCAN/CLASSIC 2005-UP	12868		

MODEL / DESCRIPTION	PART # - STAINLESS W/ CLEAR	PART # - PLATINUM SERIES	PART # - TRADITIONAL BLACK
---------------------	-----------------------------	--------------------------	----------------------------

VN1700 Vulcan Nomad - 2009-14			
Throttle (Pull)	102-45-30016	106-45-30016	101-45-30016
Throttle (Push)	102-45-40016	106-45-40016	101-45-40016

VN1700 Vulcan Vaquero - 2011-22			
Throttle (Pull)	102-45-30017	106-45-30017	101-45-30017
Throttle (Push)	102-45-40017	106-45-40017	101-45-40017

VN1700 Vulcan Voyager - 2009-21			
Throttle (Pull)	102-45-30017	106-45-30017	101-45-30017
Throttle (Push)	102-45-40017	106-45-40017	101-45-40017

VN2000 Vulcan - 2004-10			
Throttle (Pull)	102-45-30013	106-45-30013	101-45-30013
Throttle (Push)	102-45-40013	106-45-40013	101-45-40013
Clutch	102-45-10013	106-45-10013	101-45-10013



ALL PRODUCTS LISTED BY MAKE

KTM

KTM CLUTCHES

YEAR	MODEL	FRIC. PLATES (QTY.)	STEEL PLATES (QTY.)	SPRING KITS	CLUTCH-KITS	REMARKS / NOTES	CLUTCH BASKET	PRESSURE PLATE
65cc								
Thru 2008	65 MX/SX/XC	301-48-10003(6)	401-48-041003(5)	501-40-06086	*303-48-10001	*Complete Kit	321-48-01002	
2009-22	65SX	301-48-10003(6)	401-48-041003(5)				321-48-01002	
85cc								
2004-17	85SX/XC	301-48-40008(7)	401-48-047008(6)	501-24-05119	*303-48-40008	*Complete Kit		
105cc								
2006-11	105SX	301-48-40008(7)	401-48-047008(6)	501-24-05119	*303-48-40008	*Complete Kit		
125cc								
1998-05	125 SX/MXC/ EXC	301-35-10017(7)	401-35-059045(6)	501-30-05003	*303-48-10002	*Complete Kit	321-48-01003	
2006-18	125SX /XC-W	301-35-10017(7)	401-35-059045(6)	501-41-05006	*303-48-20010	*Complete Kit	321-48-01003 Does not fit '06-08	
144cc								
2007-08	144SX	301-35-10017(7)	401-35-059045(6)	501-41-05006	*303-48-20010	*Complete Kit		
150cc								
2009-18	150SX/XC/XC-W	301-35-10017(7)	401-35-059045(6)	501-39-05052	*303-48-10002	*Complete Kit	321-48-01003	
200cc								
1998-16	200 SX/MXC/ EXC/XC/XC-W	301-35-10017(7)	401-35-059045(6)	501-39-05052	*303-48-10002	*Complete Kit	321-48-01003 Does not fit '07-08	
250cc								
1987-89	250 Enduro				*302-12-10001	*Consists of 8 friction plates, 2.5mm thick.		
1987-88	250MX				*302-12-10001	*Consists of 8 friction plates, 2.5mm thick.		
1989	250MX				*302-48-50001	*Consists of 7 friction plates, 3.2mm thick.		
1990	250 MX/ Enduro/ Cross Country	*301-90-10040(8)		501-55-06066		*3mm thick		
1991-95	250 MX/ Enduro/ Cross Country	*301-48-10002(9)		501-55-06066		*2.7mm thick		
1996-12	250 SX/MXC/ EXC/XC/XC-W	301-48-10002(9)	401-48-047002(8)	501-45-06087	*303-48-10003	*Complete Kit	321-48-01005 ('03-'12)	
2013-22	250 SX/XC/ XC-W/XC-FW	301-48-10007(8)	401-48-055007(7) 401-48-041006(2)		*306-48-10014	*Clutch Plate Kit		
2021-22	250 EXC/EXC TPI/EXC-F/ EXC-F Six Days	301-48-10007(8)	401-48-055007(7) 401-48-041006(2)		*306-48-10014	*Clutch Plate Kit		
2013	250 EXC-F	301-35-10017(8)	401-48-055007(7)	501-41-05006	*303-48-10009	*Complete Kit		
2003 & 2006-07	250 SX/MXC/ EXC 4-Stroke	301-48-10007(7)	401-48-041006(4) 401-48-055007(4)	501-64-06088	*303-48-10006	*Complete Kit		
2004-05	250 SX/MXC/ EXC 4 Stroke	301-48-10007(7)	401-48-041006(8)	501-64-06088	*303-48-10007	*Complete Kit		
2005-12	250SXF/XC-F/ XCF-W	301-35-10017(8)	401-35-055045(7)	501-41-05006	*303-48-10009	*Complete Kit		
2013-15	250 SX-F/XC-F	301-48-10007(8)	401-48-055007(7) 401-48-041006(2)	501-39-06052	*303-48-10015	*Complete Kit		
2016	250 SX-F/XC-F/ Fact. Edition	301-48-10007(7)	401-48-055007(6) 401-48-041006(2)	501-45-06140	*303-48-10017	*Complete Kit		
2017-18	250 SX-F/XC-F	301-48-10007(7)	401-48-055007(6) 401-48-041006(2)	501-39-06052				

ALL PRODUCTS LISTED BY MAKE

KTM

KTM CLUTCHES

YEAR	MODEL	FRIC. PLATES (QTY.)	STEEL PLATES (QTY.)	SPRING KITS	CLUTCH-KITS	REMARKS / NOTES	CLUTCH BASKET	PRESSURE PLATE
2019-22	250 SX-F/XC-F	301-48-10007(7)	401-48-055007(6) 401-48-041006(2)		*306-48-10020	*Clutch Plate Kit		
2016-19	250 EXC-F	301-48-10007(8)	401-48-055007(7) 401-48-041006(2)		*306-48-10014	*Clutch Plate Kit		
2016-17	Freeride 250 R	301-48-10007(7)	401-48-055007(7) 401-48-041006(1)	501-41-06006	*303-48-10016	Must re-use stock spacer plate		
300cc								
1991-93	300 MX/ Enduro/Cross Country	301-48-10002(9)		501-55-06066				
1994-12	300 SX/MXC/ EXC/XC/XC-W	301-48-10002(9)	401-48-047002(8)	501-45-06087	*303-48-10003	*Complete Kit	321-48-01005 (‘03-12)	
2013-22	300 XC/XC-W	301-48-10007(8)	401-48-055007(7) 401-48-041006(2)		*306-48-10014	*Clutch Plate Kit		
350cc								
1989	350 Models	301-48-10001(7)		501-66-06010				
1990-95	350 MX/ Enduro/ Cross Country (2-Stroke)			501-66-06010	*302-48-10003	*Friction Plate Kit		
2011-15	350 SX-F/XC-F	301-48-10007(8)	401-48-055007(7) 401-48-041006(2)	501-39-06052	*303-48-10015	*Complete Kit		
2016-18	350 SX-F/XC-F	301-48-10007(7)	401-48-055007(6) 401-48-041006(2)	501-45-06140	*303-48-10017	*Complete Kit		
2019-22	350 SX-F/XC-F	301-48-10007(7)	401-48-055007(6) 401-48-041006(2)		*306-48-10020	*Clutch Plate Kit		
2012-22	350 EXC/ EXC-F/XCF-W	301-48-10007(8)	401-48-055007(7) 401-48-041006(2)		*306-48-10014	*Clutch Plate Kit		
2017	350 Freeride	301-48-10007(8)	401-48-055007(7) 401-48-041006(2)	501-41-06006	*306-48-10014	*Clutch Plate Kit		
380cc								
1996-05	380 SX/MXC/ EXC	301-48-10002(9)	401-48-047002(8)	501-45-06087	*303-48-10003	*Complete Kit		
390cc								
2015-21	390 Duke	301-35-10010 (4)	*401-35-078069(5)	501-58-03092		*Must re-use OE "B" steel plate		
2015-21	RC 390	301-35-10011 (3)						
400cc								
1998-01	400 4-Stroke LC4	301-48-10005(8)	401-48-059005(7)	501-53-06089	*303-48-10005	*Complete Kit -Omit O-Ring		
1996-01	400 SX/MXC/ EXC	301-48-10004(8)	401-48-041004(7)	501-64-06088	*303-48-10004	*Complete Kit		
2002 & 2006-07	400 SX/MXC/ EXC/XC-W (4-stroke)	301-48-10007(7)	401-48-041006(4) 401-48-055007(4)	501-64-06088	*303-48-10006	*Complete Kit		
2009	400 XC-W	301-48-20010(8) 301-48-20810(1)	401-48-055010(8)	501-82-04074	*303-48-20013	*Complete Kit		
2010	400 XC-W	301-48-10001(8) 301-35-10013(1)	401-48-055010(8)	501-82-04074				
440cc								
1990-95	440 MX/ Enduro/Cross Country (2-Stroke)			501-66-06010	*302-48-10003	*Friction Plate Kit		
450cc								
2021-22	450 EXC-F	301-48-10007(8)	401-48-055007(7) 401-48-041006(2)	502-00-01500	*306-48-10014	*Clutch Plate Kit		
2004-05	450 SX/MXC/ EXC	301-48-10007(7)	401-48-041006(8)	501-64-06088	*303-48-10007	*Complete Kit		

CONTINUED ON NEXT PAGE

ALL PRODUCTS LISTED BY MAKE

KTM

KTM CLUTCHES

YEAR	MODEL	FRIC. PLATES (QTY.)	STEEL PLATES (QTY.)	SPRING KITS	CLUTCH-KITS	REMARKS / NOTES	CLUTCH BASKET	PRESSURE PLATE
2005-07	450 SMR	301-48-10007(7)	401-48-041006(4) 401-48-055007(4)	501-64-06088	*303-48-10006	*Complete Kit		
2003	450 SX/MXC/ EXC		401-48-041006(4)					
2006-07	450 SX('06) / EXC/XC/XC-W	301-48-10007(7)	401-48-055007(4)	501-64-06088	*303-48-10006	*Complete Kit		
2007-11	450 SX-F 450 SX-F/XC-F	301-48-10001(9)	401-35-055046(8)	501-63-06014	*303-48-20011	*Complete Kit		
2012-22	450 SX-F/ XC-F/XC-W/ EXC/EXC-F	301-48-10007(8)	401-48-055007(7) 401-48-041006(2)	502-00-01500	*306-48-10014	*Clutch Plate Kit		
2009-10	450 SX (ATV)	301-48-10001(9)	401-35-055046(8)	501-63-06014	*303-48-20011	*Complete Kit		
2008-09	450 XC (ATV)	301-48-10007(7)	401-48-041006(4) 401-48-055007(4)	501-64-06088	*303-48-10006	*Complete Kit		
2008-09	450 XC-W/ EXC-R/ XCR-W	301-48-20010(8) 301-48-20810(1)	401-48-055010(8)	501-82-04074	*303-48-20013	*Complete Kit		
2010	450 XC-W Champ. Edit.							
2010-11	450 XC-W Six Days/EXC	301-48-10001(8) 301-35-10013(1)	401-48-055010(8)	501-82-04074				
500cc								
1988-95	500 MX/ Enduro (4-Stroke)	301-48-10001(7)		501-66-06010				
1990-95	500 MX/ Enduro/Cross Country (2-Stroke)			501-66-06010	*302-48-10003	*Friction Plate Kit		
2012-16	500 EXC/ XC-W	301-48-10007(8)	401-48-055007(7) 401-48-041006(2)	502-00-01500	*306-48-10014	*Clutch Plate Kit		
2017-22	500 EXC-F/ XCF-W	301-48-10007(8)	401-48-055007(7) 401-48-041006(2)	502-00-01500	*306-48-10014	*Clutch Plate Kit		
505cc								
2008-09	505 SX-F/XC-F	301-48-10001(9)	401-35-055046(8)	501-63-06014	*303-48-20011	*Complete Kit		
2010	505 SX (ATV)	301-48-10001(9)	401-35-055046(8)	501-63-06014	*303-48-20011	*Complete Kit		
520cc								
1996-01	520 SX/MXC/ EXC	301-48-10004(7)	401-48-041004(8)	501-64-06088	*303-48-10004	*Complete Kit		
2002	520 SX/MXC/ EXC	301-48-10004(7)	401-48-041006(4) 401-48-055007(4)	501-64-06088				
525cc								
2003	525 SX/MXC/ EXC	301-48-10007(7)	401-48-041006(4) 401-48-055007(4)	501-64-06088	*303-48-10006	*Complete Kit		
2006-07	525 SX/EXC/ XC/XC-W							
2004-05	525 SX/MXC/ EXC 4 Stroke	301-48-10007(7)	401-48-041006(8)	501-64-06088	*303-48-10007	*Complete Kit		
2008	525 XC (ATV)	301-48-10007(7)	401-48-041006(4) 401-48-055007(4)	501-64-06088	*303-48-10006	*Complete Kit		
530cc								
2008-09	530 XC-W, EXC-R, XCR-W	301-48-20010(8) 301-48-20810(1)	401-48-055010(8)	501-82-04074	*303-48-20013	*Complete Kit		
2010	530 EXC Champ. Edit.							
2010-11	530 XC-W Six Days/EXC	301-48-10001(8) 301-35-10013(1)	401-48-055010(8)	501-82-04074				

ALL PRODUCTS LISTED BY MAKE

KTM

KTM CLUTCHES

YEAR	MODEL	FRIC. PLATES (QTY.)	STEEL PLATES (QTY.)	SPRING KITS	CLUTCH-KITS	REMARKS / NOTES	CLUTCH BASKET	PRESSURE PLATE
550cc								
1990-95	550 MX/ Enduro/Cross Country (2-Stroke)			501-66-06010	*302-48-10003	*Friction Plate Kit		
560cc								
2006-07	560 SMR	301-48-10007(7)	401-48-041006(4) 401-48-055007(4)	501-64-06088	*303-48-10006	*Complete Kit		
600cc								
1988-95	LC4-600	301-48-10001(7)		501-66-06010				
620cc								
1998-01	620 4-Stroke models	301-48-10005(8)	401-48-059005(7)	501-53-06089	*303-48-10005	*Complete Kit -Omit O-Ring		
640cc								
1998-01	640 4-Stroke/ 640 Adventure R Duke	301-48-10005(8)	401-48-059005(7)	501-53-06089	*303-48-10005	*Complete Kit -Omit O-Ring		
1998-02	LC4-E 4-Stroke							
690cc								
2008-14	LC-4			501-57-04007				
2016	Duke/Enduro			501-57-04007				
2012-20	690 SMCR			501-57-04007				
790cc								
2019-21	KTM 790			501-82-03023	*303-48-10019	*Complete Kit-Kevlar		
950/990cc								
2019-21	Adventure, Supermoto, Super Enduro	301-70-10035(10) 301-70-10835(1)	401-70-078012(10)	501-40-06017	*303-48-20012	*Complete CF Kit		
1190cc								
2008-11	RC8	301-45-10010(9) 301-45-10022(1)	401-35-078027(9)					
2013-16	Adventure/R	301-45-10010(7) 301-45-10022(3)	401-35-063027(7) 401-35-078027(1) 401-90-078052(1)	501-82-03074	*303-48-10018	*Re-use Belleville spring/ bearing ring		
1290cc								
2014-21	Super- adventure/ Superduke R	301-45-10010(7) 301-45-10022(3)	401-35-063027(7) 401-35-078027(1) 401-90-078052(1)	501-82-03074	*303-48-10018	*Re-use Belleville spring/ bearing ring		



KTM CLUTCH BASKETS

MODEL/YEAR	PART #
65SX (All)	321-48-01002
125 (1998-05, 2009-17)	321-48-01003
150 SX/XC (2009-17)	321-48-01003
200 (1998-06, 2009-16)	321-48-01003
250/300 SX/XC (2003-12)	321-48-01005

KTM CLUTCH BASKET CUSHIONS

MODEL/YEAR	PART #
125SX (1998-17)	323-35-08241
144SX (2007-08)	323-35-08241
150SX (2009-17)	323-35-08241
200SX (1998-05)	323-35-08241
200SX/XC-W (2007-16)	323-35-08241

CONTINUED ON NEXT PAGE

ALL PRODUCTS LISTED BY MAKE

MAICO-MV AGUSTA

MAICO CLUTCHES

MODEL	PART NUMBER	DESCRIPTION
125/250 Models	302-51-50001	Fits 125/250 models that require 5 friction discs. These are smaller diameter plates, .155" thick.
400-501 Models	302-51-10002	Clutch Kit. Large diameter plates. Fits late 1971-75 400-501cc models. Consists of 6 bonded friction plates. Thickness: .135"
125 Thru 490 Models	302-51-50003	Clutch Kit. Fits 1975-78 models that require 6 friction discs. Plates are smaller diameter (about 4") and are .118" (3mm) thick.
125 Thru 490 Models	302-51-50004	Clutch Kit. Fits all models 1979 thru 82 after serial number RT338-1421. Consists of four wide and two narrow plates. Plates are .118" thick.
250/490 Models	302-51-10005	Clutch Kit. Fits 1983 and later 250/490 models. Consists of 6 bonded friction plates. Fits M-Star.
250 Models	501-50-05082	Clutch Spring Set. Fits 1983 and later 250 models. Heavy-duty. Set of 5.

MATCHLESS-NORTON CLUTCHES

MODEL	PART NUMBER	DESCRIPTION
1957, 1958 Models	301-54-50001	Bonded Friction Plate, Steel. Outside splines
	301-54-50002	Bonded Friction Plate, Alloy. Outside splines
	401-54-078001	Plain Drive Plate, Steel. Inside splines
1959 and Later except Commando	302-54-50001	Clutch Kit. Consists of 5 plates lined 2 sides and 1 plate lined 1 side. Fits Atlas, P-11.
	401-54-078002	Plain Drive Plate, Steel (Mfg. No. 043191)
Norton Commando	302-54-20002	4 Plates, 750 Models (3.5mm). Fits all Commando models and consists of bonded, metal friction plates.
	302-54-20003	5 Plates, 850 Models (3mm). Fits all Commando models and consists of bonded, metal friction plates.
	401-54-078003	Steel Plates for Commando. Fits all 750/850 models. Made of the finest steel alloy.

MATCHLESS-NORTON CABLES

MODEL	PART NUMBER	DESCRIPTION
Fits Atlas, Commando - 69" long	Speedometer	101-18-60005
Fits Atlas and Scrambler, dual carburetor. Twist grip to junction.	Throttle	101-60-30001
Fits Atlas and Scrambler, junction to carburetor	Throttle	101-60-30002
Twist grip to junction, 750 Commando. (Norton No. 03-1612)	Throttle	101-60-30004
Junction to carburetor, All Commando.	Throttle	101-60-30005
Fits 1972 Roadster. (Norton No. 06-1451) Twist grip to junction	Throttle	101-60-30003
Fits 850 Commando. Kick start models Twist grip to junction	Throttle	101-60-30006
Fits 850 electric start models. Twist grip to junction	Throttle	101-60-30007
Fits 40 inch Manx-Atlas, 1961 & later models.	Clutch	101-60-10001
Fits 750 Commando models, thru '70. (Norton No. 06-0919)	Clutch	101-60-10003
Fits 1971 and later Roadster. (Norton No. 06-2813)	Clutch	101-60-10002
Fits 1972 and later Hi-Rider. (Norton No. 06-2814)	Clutch	101-60-10004
Fits all Commando models. (Norton No. 06-0482)	Rear Brake	101-60-21001

MOTO GUZZI CLUTCHES

MODEL	PART NUMBER	DESCRIPTION
750 & 800 V-Twins	501-58-08018	Clutch Spring Set - Heavy Duty.

MOTO GUZZI CABLES

Fits 700-750 models, old and new type carburetor. Twist grip to junction. (M.G. No. 1260-7500)	Throttle	101-57-30001
Fits 750cc police models. (M.G. No. 1360-7540)	Throttle	101-57-30002
Fits 1973 Eldorado models, police versions of the T-3, Convert, and 1974 Eldorados, replacing #1311-7541. It also is used on Eldorados with Amal carbs. Twist grip to carburetor. Dual throttle models	Throttle	101-57-30003

ALL PRODUCTS LISTED BY MAKE

NORTON-POLARIS

MOTO GUZZI CABLES -Continued

Fits 850 T models. (M.G. No. 1711-7500)	Throttle	101-57-30004
Fits 1983 California II models. (M.G. No. 2911-7500)	Throttle	101-57-30005
Fits 1986 California II with round slide Del' Orto carbs. Dual cable set-up two required. (M.G. No. 2911-7520)	Throttle	101-57-30006
Fits G-5, 1000 models. Replaces #1811-7562 for the 1982 and later civilian G-5 and Convert with Del Orto PHF pumper carbs. (M.G. No. 1811-7562)	Throttle	101-57-30007
Fits all later 500/650 V-Twins. No adjuster. (M.G. No. 1909-3052)	Clutch	101-57-10005
700-750 models thru 1972. (M.G. No. 1209-3001)	Clutch	101-57-10001
750cc Police models. (M.G. No. 1309-3040)	Clutch	101-57-10003
1973 Eldorado models. (M.G. No. 1309-3061)	Clutch	101-57-10008
Fits 850T models. (M.G. No. 1709-3002)	Clutch	101-57-10002
Fits 1983 California II models w/safety switch deleted.	Clutch	101-57-10006

MV AGUSTA CLUTCHES

YEAR	MODEL	FRIC. PLATES (QTY.)	STEEL PLATES (QTY.)	SPRING KITS	CLUTCH-KITS	REMARKS / NOTES	CLUTCH BASKET	PRESSURE PLATE
2012-14	F3	301-35-10012(7) 301-35-10013(1)	401-45-078006(7)					

OSSA CLUTCHES

MODEL	PART NUMBER	DESCRIPTION
All Models	302-63-50001	Fits all 175, 230 and 250cc models, thru 1974. Consists of 5 alloy, bonded plates.
All Models	302-63-50002	Fits Phantom, Super Pioneer and all models using 6 plate clutch. Consists of 6 bonded friction plates.

OSSA CABLES

MODEL	PART NUMBER	DESCRIPTION
Fits all models using Ossa No. 133-850-MP & 123-841-MP. Casing 44", exposed wire 5-1/4".	Throttle	101-63-30001
Fits Super Pioneer, Phantom, SDR & all models using Ossa No. 125-841-MP & 123-843-MP. Exposed wire 4-3/4".	Throttle	101-63-30002
Fits Super Pioneer, Phantom, 5-speed Pioneer and Stiletto models. (Ossa Nos. 121-842-MP, 123-842-MP & 126-842-MP)	Clutch	101-63-10001
Fits Phantom & Pioneer models that require Ossa No. 123-844-MP.	Front Brake	101-63-20001

POLARIS CLUTCHES

YEAR	MODEL	FRIC. PLATES (QTY.)	STEEL PLATES (QTY.)	SPRING KITS	CLUTCH-KITS	REMARKS / NOTES	CLUTCH BASKET	PRESSURE PLATE
2008-09	Outlaw 450	301-48-10007(7)	401-48-041006(4) 401-48-055007(4)	501-64-06088	*303-48-10006	*Complete Kit		
2003-07 2006-07	Predator 500 Outlaw 500	301-35-10012(7) 301-35-10013(1)	401-45-063006(7)	501-43-06024	*303-70-10043 **303-70-20043	*Complete Kevlar Kit **Complete CF Kit	321-45-01007	
2007-09	Outlaw 525	301-48-10007(7)	401-48-041006(4) 401-48-055007(4)	501-64-06088	*303-48-10006	*Complete Kit		

POLARIS CLUTCH BASKETS

MODEL/YEAR	PART #
Predator 500 (2003-04)	321-45-01007
Outlaw 500 (2006-07)	321-45-01007



CONTINUED ON NEXT PAGE

ALL PRODUCTS LISTED BY MAKE

RIVERA-PRIMO-SUZUKI

RIVERA-PRIMO REPLACEMENT CLUTCH KITS Made by Barnett**

MODEL	PART NUMBER	DESCRIPTION
Fits Rivera-Primo Pro Clutch, 1936-84 chain drive	306-69-20002	Clutch Plate Kit - Includes frictions and steels.
Fits Rivera - Primo Pro Clutch, 1990-97 Evo Big Twin	306-69-20004	Clutch Plate Kit - Includes frictions and steels.
Rivera-Primo Pro Clutch, 1998 & later Big Twins	306-69-20005	Clutch Plate Kit - Includes frictions and steels.


**Rivera-Primo clutch plate kits are replacement kits made independently by Barnett Tool & Eng. to fit existing Rivera-Primo clutch assemblies. Barnett Tool & Eng. is not affiliated with Rivera/Primo and does not supply them with their OEM clutch plates.

ROTAX CLUTCHES

YEAR	MODEL	FRIC. PLATES (QTY.)	STEEL PLATES (QTY.)	SPRING KITS	CLUTCH-KITS	REMARKS / NOTES	CLUTCH BASKET	PRESSURE PLATE
All	500 Models	301-22-10002				Friction plate. *3mm Thick. Specify quantity.		
All	560 Models				*302-12-10001	*Friction Plate Kit		
All	604 Models				*302-12-10001	*Friction Plate Kit		

ROYAL-ENFIELD CLUTCHES

All Models	301-28-50001	Bonded Friction Plate - Alloy
GT/INT 650 Twin 2019-22	303-28-10001	Clutch kit - Consists of 7 frictions, 5 steels and a set of heavy duty springs. NOTE: You must re-use O.E. "B" steel plate.



SUZUKI CLUTCHES

YEAR	MODEL	FRIC. PLATES (QTY.)	STEEL PLATES (QTY.)	SPRING KITS	CLUTCH-KITS	REMARKS / NOTES	CLUTCH BASKET	PRESSURE PLATE
50cc								
1979-80	OR-50	301-70-10008(3)	401-70-063005(2)	501-39-05020				
1978-80	RM-50	301-70-10008(3)	401-70-063005(2)	501-39-05020				
60cc								
1979-83	RM-60	301-70-10008(5)	401-70-063005(4)	501-39-05020				
2003-05	RM60	301-45-10002(5)	401-45-063013(4)	501-29-06051	*303-45-10002	*Complete Kit		
65cc								
2003-05	RM65	301-45-10002(5)	401-45-063013(4)	501-29-06051	*303-45-10002	*Complete Kit		
80cc								
1978-00	DS-80	301-70-10008(4)	401-70-063005(3)	501-39-05020				
1977	RM-80	301-70-10008(4)	401-70-063005(3)	501-39-05020				
1978-81	RM-80	301-70-10008(5)	401-70-063005(4)	501-39-05020				
1982-83	RM-80	301-70-10008(4)	401-70-063005(3)	501-39-05020				
1984-85	RM-80	301-70-10008(5)	401-70-063005(4)	501-31-05026				
1986-88	RM-80			501-31-05026				
1989-01	RM-80	301-70-10008(5)	401-70-078005(4)	501-39-05020	*303-70-10008	*Complete Kit	321-70-01002	
85cc								
2002-21	RM-85	301-70-10008(5)	401-70-078005(4)	501-39-05020	*303-70-10008	*Complete Kevlar Kit	321-70-01002	

ALL PRODUCTS LISTED BY MAKE

SUZUKI

SUZUKI CLUTCHES

YEAR	MODEL	FRIC. PLATES (QTY.)	STEEL PLATES (QTY.)	SPRING KITS	CLUTCH-KITS	REMARKS / NOTES	CLUTCH BASKET	PRESSURE PLATE
100cc								
1983-90	DR-100	301-70-10008(5)	401-70-063005(4)	501-31-05026				
1976	RM-100	301-70-10008(6)	401-70-063005(5)					
1977-78	RM-100	301-70-10008(7)	401-70-063005(6)					
1979-81	RM-100	301-70-10008(6)	401-70-063005(5)					
1983	RM-100	301-70-10008(5)	401-70-063005(4)					
2003-05	RM-100	301-35-10008(6)	401-35-055062(5)	501-40-04011	*303-45-10004	*Complete Kit	321-45-01002	
1983	SP-100	301-70-10008(5)	401-70-063005(4)	501-31-05026				
110cc								
2003-05	DR-Z110	301-45-10002(5)	401-45-063013(4)					
125cc								
1983-86	ALT-125	301-70-10008(3)						
1982-96	DR-125	301-70-10008(5)	401-70-063005(4)	501-31-05026				
2003-21	DR-Z125	301-70-10008(5)	401-70-063005(4)	501-31-05026				
1982-84	GN-125	301-70-10008(5)		501-31-05026				
1985-97	GN-125	301-70-10008(5)	401-70-063005(4)	501-31-05026				
1983-87	LT-125	301-70-10008(3)						
1975	RM-125	301-70-10008(6)	401-70-063005(5)					
1976-78	RM-125	301-70-10008(7)	401-70-063005(6)					
1979-80	RM-125	301-70-10008(6)	401-70-063005(5)					
1981-82	RM-125	301-70-10008(7)	401-70-063005(6)	501-39-05020				
1983	RM-125	301-70-10008(7)	401-70-063005(6)	501-31-05026				
1984	RM-125	301-70-10010(8)	401-70-047005(7)	501-31-05026				
1985	RM-125	301-70-10008(7)	401-70-063005(6)	501-31-05026				
1986-87	RM-125	301-70-10008(6)	401-70-063005(5)	501-47-05044				
1988-91	RM-125	301-70-10010(8)	401-70-055005(7)	501-47-05044				
1992-00	RM-125	301-70-10035(8)	401-70-055011(7)	501-55-05066	*303-70-10027	*Complete Kevlar Kit	321-70-01003	
2001-08	RM-125	301-70-10035(8)	401-70-055011(7)	501-58-05037	*303-70-10027	*Complete Kevlar Kit	321-70-01003	
1982-88	SP-125	301-70-10008(5)	401-70-063005(4)	501-31-05026				
1973-75	TM-125	301-70-10008(6)	401-70-063005(5)					
160cc								
1989-93	LT-160E	301-70-10010(6)	401-70-055005(5)	501-58-04018				
1994-98	LT-F160	301-70-10010(6)	401-70-055005(5)	501-58-04018				
175cc								
1978-84	PE-175	301-70-10008(7)	401-70-063005(6)					
1980-82	RS-175	301-70-10008(7)	401-70-063005(6)					
185cc								
1985	ALT-185	301-70-10008(3)						
1978-80	DS-185	301-70-10008(6)	401-70-063005(5)					
1973-77	GT-185	301-70-10008(6)	401-70-063005(5)					
1984-87	LT-185	301-70-10008(3)						
1973-81	TS-185	301-70-10008(6)	401-70-063005(5)					
200cc								
1986-88	DR/SP-200	301-70-10008(6)	401-70-063005(5)	501-40-05027				
1996-20	DR200SE/S	301-70-10008(6)	401-70-055005(6)	501-40-05027				
2017/2020	RV200	301-70-10008(6)	401-70-055005(6)	501-25-05043				
230cc								
1985-88	LT-230 Thru ENG#104360	301-70-10010(6)	401-70-078005(5)	501-31-05026				
1985-88	LT-230 Thru ENG#104361 & Later	301-70-10008(6)	401-70-063005(5)	501-31-05026				

CONTINUED ON NEXT PAGE

ALL PRODUCTS LISTED BY MAKE

SUZUKI

SUZUKI CLUTCHES

YEAR	MODEL	FRIC. PLATES (QTY.)	STEEL PLATES (QTY.)	SPRING KITS	CLUTCH-KITS	REMARKS / NOTES	CLUTCH BASKET	PRESSURE PLATE
1987-93	LT-230E Quadrunner	301-70-10010(6)	401-70-047005(5)	501-58-04018				
1985-86	LT-230GE	301-70-10010(6)	401-70-047005(5)	501-58-04018				
1986-87	LTF-230	301-70-10010(6)	401-70-047005(5)	501-58-04018				
250cc								
1982-85	DR/SP-250	301-70-10007(4) 301-70-10003(1)		501-87-04009				
1990-93	DR-250	301-70-10017(7)	401-70-055001(6)	501-31-06026				
1993-95	DR-250S	301-70-10017(7)	401-70-055001(6)	501-31-06026				
2001-07	DR-Z250	301-35-10010(6) 301-35-10011(1)	401-35-063045(6)					
1980	DS-250	301-70-10001(6)	401-70-078001(6)	501-45-06050				
1982-83	GN-250	301-70-10007(4) 301-70-10003(1)		501-56-04021				
1980-81	GS-250T	301-70-10008(7)	401-70-063005(6)	501-39-05020				
ALL	GSXR-250	301-70-10008(6)	401-70-059005(5)	501-40-05027				
2003-09	GZ250	301-70-10007(4) 301-70-10003(1)	401-35-063046(4)	501-63-04014				
1985-86	LT-250EF	301-70-10010(7)	401-70-047005(6)	501-58-04018				
1987-92	LT-250R After Engine #103150	301-70-10017(6)	401-70-078001(5)	501-31-06026	*303-70-10026	*Complete Kit		
1985-86	LT-250R Thru Engine #103149	301-70-10008(6)	401-70-063005(5)	501-47-05044	*304-70-10011	*Complete Extra Plate Kit		
1989-90	LT-250S	301-70-10008(7)	401-70-063005(6)	501-31-05026				
1987-93	LT-4WD	301-70-10010(7)	401-70-047005(6)	501-58-04018				
1994-98	LT-4WD	301-70-10010(7)	401-70-055005(6)	501-58-04018				
1988-14	LT-F250	301-70-10010(7)	401-70-055005(6)	501-58-04018				
1987-98	LT-F4WD	301-70-10010(7)	401-70-047005(6)	501-58-04018				
1991-94	LTF-4WDX	301-70-10010(8)	401-70-047005(7)	501-58-04018				
1995-98	LTF-4WDX	301-70-10010(8)	401-70-055005(7)	501-58-04018				
2004-09	LT-Z250	301-70-10010(5) 301-70-10008(1)	401-70-078005(5)	501-58-04018				
1977-79	PE-250	301-70-10001(5)	401-70-078001(4)	501-56-06021				
1980-81	PE-250	301-70-10007(5)	401-70-078001(4)	501-56-06021				
1974-75	RL-250	301-70-10001(6)	401-70-078001(6)	501-45-06050				
1976-79	RM-250	301-70-10001(5)	401-70-078001(4)	501-56-06021				
1980-85	RM-250	301-70-10007(5)	401-70-078001(4)	501-56-06021				
1986-87	RM-250	301-70-10017(6)	401-70-078001(5)	501-31-06026	*303-70-10026	*Complete Kit		
1988-91	RM-250	301-70-10017(8)	401-70-063001(7)	501-55-06066	*303-70-10017	*Complete Kit		
1992-93	RM-250	301-70-10017(9)	401-70-063001(8)	501-55-06066	*303-70-10028	*Complete Kit		
1994	RM-250	301-70-10017(8)	401-70-063001(7)	501-55-06066	*303-70-10017	*Complete Kit		
1995	RM-250	301-70-10017(9)	401-70-063001(8)	501-55-06066	*303-70-10028	*Complete Kit		
1996	RM-250	301-45-10009(8)	401-45-059002(7)	501-55-06066	*303-70-10030	*Complete Kit	321-70-01004	
1997-02	RM-250	301-45-10009(8)	401-45-063002(7)	501-55-06066 (1997) 501-58-06037 (98-02)	*303-70-10031	*Complete Kevlar Kit	321-70-01004	
2003-05	RM-250	301-70-10038(8)	401-45-063002(7)	501-58-06037	*303-70-10045	*Complete Kevlar Kit	321-70-01004	
2006-08	RM250	301-70-10038(8)	401-45-063002(7)	501-42-06127	*303-70-20060	*Complete Kit	321-70-01004	
1989-91	RMX-250	301-70-10017(8)	401-70-063001(7)	501-55-06066	*303-70-10017	*Complete Kit		
1992-93	RMX-250	301-70-10017(9)	401-70-063001(8)	501-55-06066	*303-70-10028	*Complete Kit		
1994-98	RMX-250	301-70-10017(8)	401-70-063001(7)	501-55-06066	*303-70-10017	*Complete Kit		

ALL PRODUCTS LISTED BY MAKE

SUZUKI

SUZUKI CLUTCHES

YEAR	MODEL	FRIC. PLATES (QTY.)	STEEL PLATES (QTY.)	SPRING KITS	CLUTCH-KITS	REMARKS / NOTES	CLUTCH BASKET	PRESSURE PLATE
2004	RM-Z250	301-70-10035(8)	401-45-063011(7)	501-42-05111	*303-70-20046	*Complete Kit	321-45-01005	361-45-01015
2005-06	RM-Z250	301-70-10035(8)	401-45-063011(7)	501-50-05053	*303-70-20046	*Complete Kit	321-45-01005 (2005) 321-45-01015 (2006)	361-45-01015
2007-09	RM-Z250	301-70-10035(8)	401-45-063011(7)	501-63-05014	*303-70-20064	*Complete Kit	321-70-01005	361-70-01005
2010-21	RM-Z250	301-70-10035(8)	401-45-063011(7)	501-30-05135	*303-70-20075	*Complete Kit	321-70-01015	361-70-01005
1980-81	RS-250	301-70-10007(5)	401-70-078001(4)	501-56-06021				
1972-75	TM-250	301-70-10001(6)	401-70-078001(6)	501-56-06021				
1972-81	TS-250	301-70-10001(6)	401-70-078001(6)	501-45-06050				
2009-20	TU250X	301-70-10007(4) 301-70-10003(1)	401-35-063046(4)	501-63-04014				
300cc								
1987-89	LT-300E	301-70-10010(7)	401-70-047005(6)	501-58-04018				
1999-02	LT-F300F	301-70-10010(8)	401-70-055005(7)	501-58-04018				
350cc								
1990-93	DR-350	301-70-10017(7)	401-70-055001(6)	501-31-06026				
1994-98	DR-350	301-70-10017(7)	401-70-059001(6)	501-31-06026	*303-70-10029	*Complete Kit		
1990-92	DR-350S	301-70-10017(7)	401-70-055001(6)	501-31-06026				
1993-99	DR-350S	301-70-10017(7)	401-70-059001(6)	501-31-06026	*303-70-10029	*Complete Kit		
370cc								
1978-79	DR/SP-370	301-70-10001(5)	401-70-078001(5)	501-56-06021				
1976-77	RM-370	301-70-10001(6)	401-70-078001(6)	501-56-06021				
380cc								
1972-77	GT-380	301-70-10001(6)	401-70-078001(6)	501-45-06050				
400cc								
2000-21	DR-Z400	301-35-10012(7) 301-35-10013(1)	401-45-063006(7)	501-43-06024	*303-70-10043	*Complete Kevlar Kit	321-45-01007	
1980-82	GN-400, DP/ SP-400	301-70-10007(6)	401-70-063001(5)	501-56-06021				
1977-78	GS-400	301-70-10002(6)	401-70-063001(5)	501-45-06050				
1991-93	GSF-400	301-70-10008(8)	401-70-063005(7)	501-40-05027				
ALL	GSXR-400	301-70-10008(8)	401-70-059005(7)	501-39-05020				
2002-21	LT-F400F	301-35-10012(6)	401-45-063006(5)					
2003-04	LT-Z400	301-35-10012(7) 301-35-10013(1)	401-45-063006(7)	501-43-06024	*303-70-10043	*Complete Kevlar Kit	321-45-01007	
2005-14	LT-Z400	301-35-10012(8) 301-35-10013(1)	401-45-063006(8)	501-43-06024	*303-70-10050	*Complete kit	321-45-01017	
1980-81	PE-400	301-70-10007(6)	401-70-063001(5)	501-56-06021				
1978-80	RM-400	301-70-10007(6)	401-70-078001(5)	501-56-06021				
1971-75	TM-400	301-70-10001(7)	401-70-078001(7)	501-56-06021				
1972-77	TS-400	301-70-10001(7)	401-70-078001(7)	501-56-06021				
2019	Z400	301-35-10010(2) 301-35-10011(3)		501-58-03121				
425cc								
1979	GS-425L	301-70-10002(6)	401-70-063001(5)	501-56-06021				
450cc								
1980-84	GS-450	301-70-10007(7)	401-70-063001(6)	501-56-06021				
1985-88	GS-450L	301-70-10007(7)	401-70-063001(6)	501-56-06021				
2006-09	LT-R450	301-70-10038(8)	401-70-063010(7)	501-42-06127	*303-70-20061	*Complete kit		361-70-01010 (06-07) 361-70-01011 (08-09)

ALL PRODUCTS LISTED BY MAKE

SUZUKI

SUZUKI CLUTCHES

YEAR	MODEL	FRIC. PLATES (QTY.)	STEEL PLATES (QTY.)	SPRING KITS	CLUTCH-KITS	REMARKS / NOTES	CLUTCH BASKET	PRESSURE PLATE
2005-07	RM-Z450	301-70-10038(8)	401-70-063010(7)	501-43-06124	*303-70-10051	*Complete kit	321-70-01010	361-70-01010
2008-20	RM-Z450	301-70-10038(8)	401-70-063010(7)	501-42-06127	*303-70-20061	*Complete kit	321-70-01011	361-70-01011
2010/2019	RMX450Z	301-70-10038(8)	401-70-063010(7)	501-42-06127	*303-70-20061	*Complete kit	321-70-01011	361-70-01011
465cc								
1981-82	RM-465	301-70-10007(8)	401-70-063001(7)	501-56-06021				
500cc								
1981-83	DR/SP-500	301-70-10007(5) 301-70-10003(1)		501-87-04009				
1988-09	GS-500E/F	301-70-10007(7)	401-70-063001(6)	501-56-06096				
1987-90	LT-500R	301-70-10017(8)	401-70-078001(7)	501-40-06027	*303-70-10020	*Complete Kit		
1998-02	LT-F500F	301-35-10012(6)	401-45-063006(5)	501-53-04089				
2003-07	LT-F500F	301-35-10012(6)	401-45-063006(5)	501-57-04007				
1983-84	RM-500	301-70-10007(8)	401-70-063001(7)	501-56-06021				
1971-75	T500			501-45-06050				
550cc								
1977-86	GS-550	301-70-10002(7)	401-70-063001(6)	501-45-06050				
600cc								
1996-03	GSF-600S Bandit	301-70-10007(8)	401-70-078007(7)	501-58-04076				
1988-91	GSX-600 Katana	301-70-10007(8)	401-70-078007(7)	501-66-04010	*302-70-10015	*Friction Plate Kit		
1992-97	GSX-600F Katana		401-70-063010(9)	501-58-06076	*302-70-20021	*CF Friction Plate Kit		
1998-06	GSX-600F Katana	301-70-10007(7) 301-70-10003(1)	401-70-078007(7)	501-58-04076	*303-70-20069	*Complete Kit		
1992-93	GSX-R600W		401-70-078010(7)	501-58-06076	*302-70-20021	*CF Friction Plate Kit		
1997-98	GSX-R600	301-35-10010(8) 301-35-10011(1)	401-35-063069(7) 401-35-078069(1)	502-00-01094 (H.D.) 502-00-01071 (Std.)	*302-35-10006	*Friction Plate Kit		
1999-00	GSX-R600	301-35-10010(8) 301-35-10011(1)	401-35-089069(7) 401-35-078069(1) 401-35-103069(1)	502-00-01094 (H.D.) 502-00-01071 (Std.)	*302-35-10006	*Friction Plate Kit		
2001-03	GSX-R600	301-35-10010(8) 301-35-10011(1)	401-35-103069(7) 401-35-089069(1)	501-73-05067	*303-70-10044	*Complete Kit		
2004-05	GSX-R600	301-35-10010(8) 301-35-10011(1)	401-35-103069(7) 401-35-089069(1)	501-58-05092	*303-70-40047	*Complete Kit		
2006-07	GSX-R600	301-70-10035(7) 301-70-10835(1)	401-70-103012(6) 401-70-089012(1)	501-48-06125	*303-70-20062	*Complete Kit		
2008-09	GSX-R600	301-70-10035(8) 301-70-10835(1)	401-70-078012(7) 401-70-063012(1)	501-48-06125	*303-70-20052	*Complete Kit		
2011-21	GSX-R600	301-70-10035(8) 301-70-10835(1)	401-70-078012(7) 401-70-063012(1)	501-56-06096	*303-70-20076	*Complete Kit		
1994-97	RF-600R		401-70-078010(6) 401-70-063010(1)	501-58-06076	*302-70-10023	*Friction plate kit		
1985	SP-600	301-70-10007(5) 301-70-10003(1)	401-35-063046(5)	501-87-04009				
650cc								
2004-11	DL650 V-Strom	301-35-10012(6) 301-35-10013(1)	401-70-063001(6)	501-43-06024	*303-70-20065	*Complete Kit		
2012-20	DL650 V-Strom	301-35-10012(6) 301-35-10013(1)	401-70-063001(6)	501-53-06114	*303-70-20078	*Complete Kit		
1990-91	DR-650S	301-70-10017(6) 301-70-10003(1)	401-35-055002(6)	501-87-04009				
1992-93	DR650SE	301-70-10017(6) 301-70-10003(1)	401-35-063046(6)	501-87-04009				

ALL PRODUCTS LISTED BY MAKE

SUZUKI

SUZUKI CLUTCHES

YEAR	MODEL	FRIC. PLATES (QTY.)	STEEL PLATES (QTY.)	SPRING KITS	CLUTCH-KITS	REMARKS / NOTES	CLUTCH BASKET	PRESSURE PLATE
1994-95	DR-650SE	301-70-10017(6) 301-70-10003(1)	401-35-063046(5) 401-70-078007(1)	501-87-04009				
1996-20	DR-650SE	301-70-10005(8)	401-70-063004(7) 401-70-078004(1)	501-87-04009				
1983	GR-650	301-70-10007(7) 301-70-10003(1)	401-35-063046(7)	501-87-04009				
1981-83	GS-650		401-70-078001(8)	501-45-06050	*302-70-10006	*Friction Plate Kit		
2008-09	GSX 650F	301-35-10010(7) 301-35-10011(1)	401-35-103069(6) 401-35-089069(1)	501-48-05125	*303-70-20071	*Complete Kit		
1986-88	LS-650F	301-70-10007(5) 301-70-10003(1)	401-35-063046(5)	501-66-04010				
1995-19	LS650 Savage/S40	301-70-10007(5) 301-70-10003(1)	401-35-063046(5)	501-66-04010				
1999-02	SV650	301-70-10007(6) 301-70-10003(1)	401-70-063001(6)	501-60-06085	*303-70-10034	*Complete Kit		
2003-09	SV650	301-35-10012(6) 301-35-10013(1)	401-70-063001(6)	501-43-06024	*303-70-20065	*Complete Kit		
2017-19	SV650	301-35-10012(6) 301-35-10013(1)	401-70-063001(6)	501-43-06024	*303-70-20065	*Complete Kit		
2013-15	SFV650	301-35-10012(6) 301-35-10013(1)	401-70-063001(6)	501-43-06024	*303-70-20065	*Complete Kit		
1986	XN-85D Turbo		401-70-055001(5) 401-70-059001(3)	501-56-06021 (Std.) 501-82-06023 (H.D)				
700cc								
1985	GS-700		401-70-078001(8)	501-87-04009	*302-70-10006	*Friction Plate Kit		
1985	GV-700GL	301-70-10007(8)	401-70-078001(7)	501-87-04009				
1985-87	VS-700GL	301-70-10007(6) 301-70-10003(1)	401-35-063046(6)	501-87-04009				
750cc								
1977-79	GS-750	301-70-10002(8)	401-70-078001(7)	501-56-06021				
1983	GS-750 E, ES, ESD		401-70-078001(8)	501-87-04009	*302-70-10006	*Friction Plate Kit		
1980-83	GS-750 Except 1983 E, ES,ESD		401-70-078001(8)	501-56-06021	*302-70-10006	*Friction Plate Kit		
1988-97	GSX-750F Katana		401-70-063010(9)	501-87-04009	*302-70-20021	*CF Friction Plate Kit		
1998-06	GSX-750 Katana	301-70-10007(7) 301-70-10003(1)	401-70-078007(7)	501-58-04076	*303-70-20069	*Complete Kit		
1986-87	GSX-R750	301-70-10007(8)	401-70-078007(7)	501-87-04009	*302-70-10015	*Friction Plate Kit		
1988-89	GSX-R750		401-70-063010(9)	501-87-04009	*302-70-20021	*CF Friction Plate Kit		
1990-92	GSX-R750		401-70-063010(9)	501-58-06076	*302-70-20021	*CF Friction Plate Kit		
1993-95	GSX-R750W		401-70-078010(7)	501-58-06076	*302-70-20021	*CF Friction Plate Kit		
1996-99	GSX-R750	301-35-10010(9) 301-35-10011(1)	401-35-063069(7) 401-35-078069(2)	502-00-01094 (H.D) 502-00-01071 (Std.)	*303-70-10039	*Complete Kevlar Kit		

ALL PRODUCTS LISTED BY MAKE

SUZUKI

SUZUKI CLUTCHES

YEAR	MODEL	FRIC. PLATES (QTY.)	STEEL PLATES (QTY.)	SPRING KITS	CLUTCH-KITS	REMARKS / NOTES	CLUTCH BASKET	PRESSURE PLATE
2000-05	GSX-R750	301-35-10010(9) 301-35-10011(1)	401-35-078069(7) 401-35-063069(2)	501-58-05092	*303-70-40048	*Complete kit		
2006-07	GSX-R750	301-70-10035(8) 301-70-10835(1)	401-70-078012(6) 401-70-063012(2)	501-48-06125	*303-70-20063	*Complete Kit		
2008-09	GSX-R750	301-70-10035(8) 301-70-10835(1)	401-70-078012(7) 401-70-063012(1)	501-48-06125	*303-70-20052	*Complete Kit		
2011-21	GSX-R750	301-70-10035(8) 301-70-10835(1)	401-70-078012(7) 401-70-063012(1)	501-56-06096	*303-70-20076	*Complete Kit		
2015-21	GSX-S750	301-35-10010(9) 301-35-10011(1)	401-35-078069(7) 401-35-063069(2)	501-56-05096				
1972-77	GT-750	301-70-10002(8)	401-70-078001(7)	501-56-06021				
1988-91	VS-750	301-70-10007(6) 301-70-10003(1)	401-35-063046(6)	501-87-04009	*306-70-20072	*Frictions/ Steels		
800cc								
2001-21	VL800 Volusia/BLVD (C50)	301-70-10007(6) 301-70-10003(1)	401-35-063046(6)	501-73-04067	*306-70-20072	*Frictions/ Steels		
1992-09	VS-800GL Intruder (S50)	301-70-10007(6) 301-70-10003(1)	401-35-063046(6)	501-87-04009	*306-70-20072	*Frictions/ Steels		
1990-93	VX-800	301-70-10007(6) 301-70-10003(1)	401-35-063046(6)		*306-70-20072	*Frictions/ Steels		
1997-19	VZ-800 Marauder (M50)	301-70-10007(6) 301-70-10003(1)	401-35-063046(6)		*306-70-20072	*Frictions/ Steels		
850cc								
1979-83	GS-850		401-70-078001(8)	501-56-06021	*302-70-10006	*Friction Plate Kit		
900cc								
1994	RF-900RR		401-70- 078009(10)	502-00-01094 (H.D) 502-00-01071 (Std.)	*302-70-10019	*Kevlar Friction Plate Kit		
1995-97	RF-900RR	301-35-10010(9) 301-35-10011(1)	401-35-063069(7) 401-35-078069(2)	501-55-05066				
1000cc								
2002-13	DL1000 V-Strom	301-45-10010(8) 301-45-10022(1) 301-45-10008(1)	401-35-078027(7) 401-35-089027(2)					
2014-19	DL1000 V-Strom	301-45-10008(6) 301-45-10022(3)	401-35-078027(7) 401-30-078013(1)	501-68-03145	*303-70-10079	*Complete Kit		
1978-80	GS-1000	301-90-10005(8)	401-70-063003(7)	501-56-06021				
1980	GS-1000 Shaft Drive		401-70-078004(9)	501-56-06021 (Std.)	*302-70-10005	*Friction Plate Kit		
1981-83	GS-1000			501-82-06023 (H.D)				
2001-04	GSX-R1000	301-70-10035(10)	401-45-089011(9)	501-59-05098	*303-70-20037	*Complete Kit		
2005-08	GSX-R1000	301-70-10035(9) 301-70-10835(1)	401-70-089012(9)	501-48-06125	*303-70-40049	*Complete Kit		
2009-11	GSX-R1000	301-35-10018(8) 301-35-10019(1)	401-35-089002(7) 401-35-103002(1)	501-60-06085	*303-70-20068	*Complete Kit		
2012-16	GSX-R1000	301-35-10018(8) 301-35-10019(1)	401-35-089002(7) 401-35-103002(1)	501-58-06092	*303-70-20077	*Complete Kit		
2017-21	GSX-R1000	301-35-10018(6) 301-35-10019(3)	401-35-089002(7) 401-45-103015(1)	501-72-03153	*303-70-20080	*Complete Kit		

ALL PRODUCTS LISTED BY MAKE

SUZUKI

SUZUKI CLUTCHES

YEAR	MODEL	FRIC. PLATES (QTY.)	STEEL PLATES (QTY.)	SPRING KITS	CLUTCH-KITS	REMARKS / NOTES	CLUTCH BASKET	PRESSURE PLATE
2016-17	GSX-S1000/F	301-70-10035(10)	401-45-089011(9)	501-48-05129				
2018-20	GSX-S1000/F	301-70-10035(9) 301-70-10835(1)	401-70-089012(9)	501-40-06137				
2003-07	SV1000	301-45-10010(8) 301-45-10008(1) 301-45-10022(1)	401-35-078027(7) 401-35-089027(2)	501-36-06126	*303-70-10042 **303-70-20042	*Complete Kevlar Kit **Complete CF Kit		
1998-00	TL1000R	301-35-10018(8) 301-35-10019(1)	401-35-063046(8)	501-38-06012	*303-70-10032	*Complete Kit		
2001-03	TL1000R	301-35-10012(9) 301-35-10019(1)	401-35-055046(9)	501-38-06012				
1997-98	TL1000S	301-35-10010(9) 301-35-10011(1)	401-35-063069(7) 401-35-078069(2)	501-56-05015	*303-70-10040	*Complete Kit		
1999-00	TL1000S	301-35-10018(8) 301-35-10019(1)	401-35-063046(8)	501-38-06012	*303-70-10032	*Complete Kit		
2001	TL1000S	301-35-10018(9) 301-35-10019(1)	401-35-063046(9)	501-38-06012				
1050cc								
2020-21	V-Strom 1050				*303-70-10079	*Complete Kit		
1100cc								
1980-82 1982-84	GS-1100 E, L, G, GK, GL		401-70-078004(9)	501-56-06021 (Std.) 501-82-06023 (H.D)	*302-70-10005	*Friction Plate Kit		
1983	GS-1100, ED,SD, ESD		401-70-078004(11)	501-56-06021	*302-70-10009	*Friction Plate Kit		
1988-93	GSX-1100F Katana		401-70-078009(10)	501-87-04009	*302-70-10019	*Kevlar Friction Plate Kit		
1991-93	GSX-1100G Katana		401-70-078009(10)	502-00-01094 (H.D) 502-00-01071 (Std.)	*302-70-10022	*Kevlar Friction Plate Kit		
1986-88	GSX-R1100		401-70-078009(10)	501-87-04009	*302-70-10019	*Kevlar Friction Plate Kit		
1989-92	GSX-R1100		401-70-078009(10)	502-00-01094 (H.D.) 502-00-01071 (Std.)	*302-70-10022	*Kevlar Friction Plate Kit		
1993-94	GSX-R1100		401-70-078009(10)	502-00-01094 (H.D.) 502-00-01071 (Std.)	*302-70-10019	*Kevlar Friction Plate Kit		
1995-98	GSX-R1100W		401-70-078009(10)	502-00-01094 (H.D.) 502-00-01071 (Std.)	*302-70-10019	*Kevlar Friction Plate Kit		
1150cc								
1984-86	GS-1150		401-70-078004(9)	501-56-06021 (Std.) 501-82-06023 (H.D.)	*302-70-10005	*Friction Plate Kit		
1200cc								
1997-05	GSF-1200S Bandit	301-35-10010(9) 301-35-10011(1)	401-35-078069(2) 401-35-063069(7)	502-00-01094 (H.D.) 502-00-01071 (Std.)	*303-70-10039	*Complete Kevlar Kit		

ALL PRODUCTS LISTED BY MAKE

SUZUKI**SUZUKI CLUTCHES**

YEAR	MODEL	FRIC. PLATES (QTY.)	STEEL PLATES (QTY.)	SPRING KITS	CLUTCH-KITS	REMARKS / NOTES	CLUTCH BASKET	PRESSURE PLATE
1985-86	GV-1200	301-70-10007(9) 301-70-10003(1)	401-70-078007(9)	501-87-04009				
1250cc								
2007-11	GSF 1250/ GSX 1250F	301-45-10008(8) 301-45-10022(1)	401-35-078027(8)	501-48-05129	*303-70-20066	*Complete Kit		
2016	GSF 1250/ GSX 1250F	301-45-10008(8) 301-45-10022(1)	401-35-078027(8)	501-48-05129	*303-70-20066	*Complete Kit		
1300cc								
1999-01	GSX1300R Hayabusa	301-45-10010(8) 301-45-10008(2)	401-35-078027(7) 401-35-089027(2)	501-36-06126	*303-70-10042 **303-70-20042	*Complete Kevlar Kit **Complete CF Kit		
2002-07	GSX1300R Hayabusa	301-45-10010(8) 301-45-10008(1) 301-45-10022(1)	401-35-078027(7) 401-35-089027(2)	501-36-06126	*303-70-10042 **303-70-20042	*Complete Kevlar Kit **Complete CF Kit		
2008-20	GSX1300R Hayabusa/ GSX1300 BK	301-45-10010(8) 301-45-10008(1) 301-45-10022(1)	401-35-078027(7) 401-35-089027(2)	501-66-06010	*303-70-20067	*Complete CF Kit		
1400cc								
1986-88	GV1400	301-70-10017(10) 301-70-10003(1)	401-35-063046(10)	501-87-04009				
1987-09	VS-1400GLP Intruder (S83)	301-70-10017(9) 301-70-10003(1)	401-70-078007(9)		*306-70-20073	*Frictions/ Steels		
1500cc								
1998-09	VL-1500 Intruder (C90)	301-70-10005(9)	401-70-063004(8)	501-40-05017	*303-70-10033	*Complete Kit		
2013-14	VL-1500 (C90)	301-45-10008(8) 301-45-10022(1)	401-35-078027(8) 401-35-089027(1)					
2015-19	VL1500	301-45-10008(6) 301-45-10022(3)	401-35-078027(7) 401-30-078013(1)					
2009/2013	VZ1500 (M90)	301-45-10008(8) 301-45-10022(1)	401-35-078027(8) 401-35-089027(1)	501-68-03145				
2016/2019	VZ1500 (M90)	301-45-10008(6) 301-45-10022(3)	401-35-078027(7) 401-30-078013(1)					
1600cc								
2004-05	VZ1600 (M95)			502-00-01025 (H.D.)	*302-45-20018	*Friction plate kit		
1800cc								
2006-20	M109R/C109R			*501-58-06092		*Heavy Duty Spring Set		

ALL PRODUCTS LISTED BY MAKE

SUZUKI



SUZUKI OFF-ROAD CLUTCH BASKETS

MODEL/YEAR	PART #
RM80 (1989-01)	321-70-01002
RM85 (2002-21)	321-70-01002
RM100 (2003-05)	321-45-01002
RM125 (1992-07)	321-70-01003
RM250 (1996-08)	321-70-01004
RM-Z250 (2004-05)	321-45-01005
RM-Z250 (2006)	321-45-01015
RM-Z250 (2007-09)	321-70-01005
RM-Z250 (2010-21)	321-70-01015
DR-Z400 (2000-21)	321-45-01007
LT-Z400 (2003-04)	321-45-01007
LT-Z400 (2005-14)	321-45-01017
RM-Z450 (2005-07)	321-70-01010
RM-Z450 (2008-20)	321-70-01011
RMX450Z (2010/2019)	321-70-01011

MODEL / DESCRIPTION	PART # - STAINLESS W/ CLEAR	PART # - PLATINUM SERIES	PART # - TRADITIONAL BLACK
---------------------	-----------------------------	--------------------------	----------------------------

SUZUKI CABLES

VL800 Volusia/BLVD - 2001-05			
Throttle (Pull)	102-70-30003	106-70-30003	101-70-30003
Throttle (Push)	102-70-40003	106-70-40003	101-70-40003
Clutch	102-70-10003	106-70-10003	101-70-10003
VL800 BLVD (C50) - 2006-08			
Throttle-Pull (Models w/ Chrome Elbows) OEM #58300-41FA0	102-70-30004	106-70-30004	101-70-30004
Throttle-Pull (Models w/ Plastic Elbows) OEM #58300-41F40	102-70-30007	106-70-30007	101-70-30007
Throttle-Push (Models w/ Chrome Elbows) OEM #58300-41F80	102-70-40004	106-70-40004	101-70-40004
Throttle-Push (Models w/ Plastic Elbows) OEM #58300-41F50	102-70-40007	106-70-40007	101-70-40007
Clutch OEM #58200-41F20	102-70-10003	106-70-10003	101-70-10003

SUZUKI CLUTCH BASKET CUSHIONS

MODEL/YEAR	PART #
RM100 (2003-05)	323-45-06246
RM125 (1992-07)	323-70-08244
RM250 (1996-08)	323-70-08245
RM-Z250 (2004-06)	323-45-08596
RM-Z250 (2007-21)	323-70-08245
RM-Z450 (2005-20)	323-70-08595
RMX450Z (2010/2019)	323-70-08595

SUZUKI OFF-ROAD PRESSURE PLATES

RM-Z250 (2004-06)	361-45-01015
RM-Z250 (2007-21)	361-70-01005
LTR-450R (2006-07)	361-70-01010
LT-R450 (2008-09)	361-70-01011
RM-Z450 (2005-07)	361-70-01010
RM-Z450 (2008-20)	361-70-01011
RMX450Z (2010/2019)	361-70-01011

SUZUKI OFF-ROAD CLUTCH COVERS

RM-Z250 (2004-06)	341-45-01025
RM-Z250 (2007-20)	341-70-01025
RM-Z450 (2005-07)	341-70-01010
RM-Z450 (2008-21)	341-70-01011
RMX450Z (2010/2019)	341-70-01011
LT-R450R (2006-08)	341-70-01005
LT-R450R (2009)	341-70-01015

MODEL / DESCRIPTION	PART # - STAINLESS W/ CLEAR	PART # - PLATINUM SERIES	PART # - TRADITIONAL BLACK
---------------------	-----------------------------	--------------------------	----------------------------

VL800 BLVD (C50, B, C, T) - 2009-21			
Throttle-Pull (Models w/ Plastic Elbows) OEM #58300-43H00	102-70-30007	106-70-30007	101-70-30007
Throttle-Push (Models w/ Plastic Elbows) OEM #58300-43H10	102-70-40007	106-70-40007	101-70-40007
Clutch OEM #58200-41F30	102-70-10003	106-70-10003	101-70-10003
VZ800 Marauder (M50) - 2005-09			
Throttle-Pull (Models w/ Chrome elbows) OEM #58300-39G00	102-70-30006	106-70-30006	101-70-30006
Throttle-Pull (Models w/ Plastic Elbows) OEM #58300-39G20	102-70-30007	106-70-30007	101-70-30007
Throttle-Push (Models w/ Chrome Elbows) OEM #58300-39G10	102-70-40006	106-70-40006	101-70-40006
Throttle-Push (Models w/ Plastic Elbows) OEM #58300-39G30	102-70-40007	106-70-40007	101-70-40007
Clutch OEM #58200-39G00 OEM #58200-39G10	102-70-10006	106-70-10006	101-70-10006

CONTINUED ON NEXT PAGE

ALL PRODUCTS LISTED BY MAKE

SUZUKI

MODEL / DESCRIPTION	PART # - STAINLESS W/ CLEAR	PART # - PLATINUM SERIES	PART # - TRADITIONAL BLACK
---------------------	-----------------------------	--------------------------	----------------------------

SUZUKI CABLES *Continued*

VZ800 Marauder (M50) - 2012

Throttle-Pull (Models w/ Plastic Elbows) OEM #58300-43H00	102-70-30007	106-70-30007	101-70-30007
Throttle-Push (Models w/ Plastic Elbows) OEM #58300-43H10	102-70-40007	106-70-40007	101-70-40007
Clutch OEM #58200-41F30	102-70-10003	106-70-10003	101-70-10003

VZ800 (M50) - 2013-19

Throttle (Pull) OEM #58300-39G60	102-70-30012	106-70-30012	101-70-40012
Throttle (Push) OEM #58300-39G70	102-70-40012	106-70-40012	101-70-40012
Clutch OEM #58200-39G30	102-70-10012	106-70-10012	101-70-10012

VL1500 Intruder - 1998-04

Throttle (Pull)	102-70-30001	106-70-30001	101-70-30001
Throttle (Push)	102-70-40001	106-70-40001	101-70-40001

VL1500 Intruder (Blvd. C90) - 2005-09

Throttle-Pull (Models w/ Chrome Elbows) OEM #58300-10FA0	102-70-30002	106-70-30002	101-70-30002
Throttle-Pull (Models w/ Plastic Elbows) OEM #58300-10F50	102-70-30008	106-70-30008	101-70-30008
Throttle-Push (Models w/ Chrome Elbows) OEM #58300-10F80	102-70-40002	106-70-40002	101-70-40002
Throttle-Push (Models w/ Plastic Elbows) OEM #58300-10F60	102-70-40008	106-70-40008	101-70-40008

SUZUKI BRAKE AND CLUTCH LINES

NOTE: Available in Stainless Cables w/Clear Coat. Add prefix ("252-70") to part number.

DESCRIPTION	FRONT BRAKE	REAR BRAKE	HYDRAULIC CLUTCH LINE
LS650 SAVAGE 1986-17	11840		
VS750 INTRUDER 1985-99	11826		
VS800 INTRUDER 2001-03			31845
VL800 VOLUSIA 2001-04	11848		
VZ800V MARAUDER 1997-04	11830		
VS1400 INTRUDER 1987-99	11825	21825	31825
VS1400 INTRUDER 2000-04	12844	21825	
VL1500LC 1999-01	11834	21834	31834
VL1500LC 2002-04	12859	21859	31859
C50, C50T 2005-14	11869		
C90, C90T 2005-07	12868		31868

MODEL / DESCRIPTION	PART # - STAINLESS W/ CLEAR	PART # - PLATINUM SERIES	PART # - TRADITIONAL BLACK
---------------------	-----------------------------	--------------------------	----------------------------

VL1500 (C90) - 2013-19

Throttle (Pull) OEM #58300-06J00	102-70-30014	106-70-30014	101-70-40014
Throttle (Push) OEM #58300-06J10	102-70-40014	106-70-40014	101-70-40014
Clutch OEM #58200-06J00	102-70-10014	106-70-10014	101-70-10014

VZ1500 (M90) 2009 / 2013 / 2016 / 2019

Throttle (Pull)	102-70-30010	106-70-30010	101-70-30010
Throttle (Push)	102-70-40010	106-70-40010	101-70-40010
Clutch	102-70-10010	106-70-10010	101-70-10010

VZ1600 Marauder - 2004-05

Throttle (Pull)	102-45-30009	106-45-30009	101-45-30009
Throttle (Push)	102-45-40009	106-45-40009	101-45-40009

C109R - 2008-09

Throttle (Pull)	102-70-30009	106-70-30009	101-70-30009
Throttle (Push)	102-70-40009	106-70-40009	101-70-40009

M109R - 2006-09

Throttle (Pull)	102-70-30109	106-70-30109	101-70-30109
Throttle (Push)	102-70-40109	106-70-40109	101-70-40109
Throttle (Pull- 3" over stock length)	102-70-30109-03	106-70-30109-03	101-70-30109-03
Throttle (Push- 3" over stock length)	102-70-40109-03	106-70-40109-03	101-70-40109-03

ALL PRODUCTS LISTED BY MAKE

TRIUMPH

TRIUMPH CLUTCHES

YEAR	MODEL	FRIC. PLATES (QTY.)	STEEL PLATES (QTY.)	SPRING KITS	CLUTCH-KITS	REMARKS / NOTES	CLUTCH BASKET	PRESSURE PLATE
All	500/650/750 Twins	301-18-50003(*AR)	401-75-078002 *301-75-10002(*AR)	501-86-03075		*Stuffer plate - .115" thick. Adds an extra half plate to the clutch. Replaces one plain drive plate.		
1996-01	Adventurer	301-45-10008(9)	401-35-055027(*7)	501-75-05005		*Must re-use stock double steel plate		
2001-14	Bonneville	301-35-10018(6) 301-35-10014(1)	401-35-078002(6)	501-73-04067	*303-75-10004 **304-75-40006	*Complete Kit **Complete Extra Plate Kit		
2002-14	Bonneville America	301-35-10018(6) 301-35-10014(1)	401-35-078002(6)	501-73-04067	*303-75-10004 **304-75-40006	*Complete Kit **Complete Extra Plate Kit		
	Cub	301-75-50001 (*AR)	401-75-078001 (*AR)			*As Required		
1995-96	Daytona 1200	301-45-10008(9)	401-35-055027(*7)	501-61-05079 (4 Cyl.) 501-75-05005 (3 Cyl.)		*Must re-use stock double steel plate		
1995-96	Daytona 900	301-45-10008(9)	401-35-055027(*7)	501-61-05079 (4 Cyl.) 501-75-05005 (3 Cyl.)		*Must re-use stock double steel plate		
1999	Daytona 955I	301-35-10014(9)	401-35-078002(8)	501-55-05066				
1999-04	Daytona 955I from VIN# 132513	301-35-10018(8) 301-35-10014(2)	401-35-078002(4) 401-35-063002(5)	501-55-05066				
1995-96	Daytona Super III	301-45-10008(9)	401-35-055027(*7)	501-61-05079 (4 Cyl.) 501-75-05005 (3 Cyl.)		*Must re-use stock double steel plate		
2012-15	Explorer	301-45-10008(8) 301-45-10022(1)	401-35-078027(8) 401-35-063027(*AR) 401-35-089027(*AR)	501-58-05131		*As/if required		
2013-16	Explorer XC (>740276)	301-45-10008(8) 301-45-10022(1)	401-35-078027(8) 401-35-063027(*AR) 401-35-089027(*AR)	501-58-05131		*As/if required		
1998-01	Legend TT	301-45-10008(9)	401-35-055027(*7)	501-61-05079 (4 Cyl.) 501-75-05005 (3 Cyl.)		*Must re-use stock double steel plate		
2006-14	Scrambler				*303-75-10004 **304-75-40006	*Complete Kit **Complete Extra Plate Kit		
2003-14	Speedmaster				*303-75-10004 **304-75-40006	*Complete Kit **Complete Extra Plate Kit		
1994-96	Speed Triple from VIN# 141872- 21044	301-35-10018(8)	401-35-078002(4) 401-35-063002(5)	501-55-05066				
1994-06	Speed Triple up to VIN# 141871	301-35-10014(9)	401-35-078002(8)	501-55-05066				
2005-14	Speed Triple	301-35-10018(8) 301-35-10014(2)	401-35-063002(5) 401-35-078002(4)	501-55-05066				
1999-04	Sprint RS from VIN# 138656	301-35-10018(8)	401-35-078002(4) 401-35-063002(5)	501-55-05066				

ALL PRODUCTS LISTED BY MAKE

TRIUMPH

TRIUMPH CLUTCHES

YEAR	MODEL	FRIC. PLATES (QTY.)	STEEL PLATES (QTY.)	SPRING KITS	CLUTCH-KITS	REMARKS / NOTES	CLUTCH BASKET	PRESSURE PLATE
1999-04	Sprint RS up to VIN# 138656	301-35-10014(9)	401-35-078002(8)	501-55-05066				
1999-04	Sprint ST from VIN# 139236	301-35-10018(8)	401-35-078002(4) 401-35-063002(5)	501-55-05066				
1999-04	Sprint ST up to VIN# 139235	301-35-10014(9)	401-35-078002(8)	501-55-05066				
1997-01	Sprint/Speed Triple (w/carbs)	301-45-10008(9)	401-35-055027(*7)	501-61-05079 (4 Cyl.) 501-75-05005 (3 Cyl.)		*Must re-use stock double steel plate		
2008-16	Street Triple/R				*303-75-10675	*Complete Kit		
1997-98	T595	301-35-10014(9)	401-35-078002(8)	501-55-05066				
1995-04	Thunderbird	301-45-10008(9)	401-35-055027(*7)	501-61-05079 (4 Cyl.) 501-75-05005 (3 Cyl.)		*Must re-use stock double steel plate		
1997-00	Thunderbird Sport	301-45-10008(9)	401-35-055027(*7)	501-61-05079 (4 Cyl.) 501-75-05005 (3 Cyl.)		*Must re-use stock double steel plate		
2001-06	Tiger 955	301-35-10014(9)	401-35-078002(8)	501-55-05066				
1999-00	Tiger from VIN# 71699	301-35-10014(9)	401-35-078002(8)	501-55-05066				
1999-00	Tiger up to VIN# 71698	301-45-10008(9)	401-35-055027(*7)	501-61-05079 (4 Cyl.) 501-75-05005 (3 Cyl.)		*Must re-use stock double steel plate		
2010-17	Tiger 800/XC				*303-75-10675	*Complete Kit		
	TR25W 250 Single	301-18-50001 (*AR)	401-18-060001 (*AR)			*As Required		
1995-97	Trident	301-45-10008(9)	401-35-055027(*7)	501-61-05079 (4 Cyl.) 501-75-05005 (3 Cyl.)		*Must re-use stock double steel plate		
1996	Trophy	301-45-10008(9)	401-35-055027(*7)	501-63-05014 (4 Cyl.) 501-75-05005 (3 Cyl.)		*Must re-use stock double steel plate		
2013-16	Trophy SE	301-45-10008(8) 301-45-10022(1)	401-35-078027(8) 401-35-063027(*AR) 401-35-089027(*AR)	501-58-05131		*As/if required		
2000-02	TT600	301-35-10010(8) 301-35-10011(1)	401-35-078069(8)					
2006-12	675				*303-75-10675	*Complete Kit		
2013-19	675R	301-35-10010(6) 301-35-10011(3)	401-75-078003(**7)	501-35-03099	*303-75-20005	*Complete Kit ** Re-use O.E. "B" steel plate		
2004-14	Thruxton				*303-75-10004 **304-75-40006	*Complete Kit **Complete Extra Plate Kit		
2004-14	Rocket III				*303-75-20003	*Complete kit		

ALL PRODUCTS LISTED BY MAKE

TRIUMPH

TRIUMPH CABLES-MODERN

*The cables listed below are for Traditional Black Vinyl cables. Classic Stainless Braid, Platinum Series and custom length cables are also available and made to order.

	THROTTLE (PULL)	THROTTLE (PUSH)	CLUTCH
Bonneville 2011-12			
	101-75-33025 <i>(Set of pull and push throttle cables)</i>		101-75-10025
Bonneville SE 2009-12			
	101-75-33025 <i>(Set of pull and push throttle cables)</i>		101-75-10025
Bonneville T100 2001-08			
	101-75-30019	101-75-40019	101-75-10019
Bonneville T100 2009-12			
	101-75-30026	101-75-40026	101-75-10019
Bonneville America 2001-10			
	101-75-30020	101-75-40020	101-75-10020
Bonneville America 2011-14 (>468389)			
	101-75-30020	101-75-40020	101-75-10020
Bonneville America 2011-16 (468390>)			
	101-75-30027	101-75-40027	101-75-10027
Bonneville America LT 2014 (>468389)			
	101-75-30020	101-75-40020	101-75-10020
Bonneville America LT 2014-16 (468390>)			
	101-75-30027	101-75-40027	101-75-10027
Rocket III 2005-10			
	101-75-30021	101-75-40021	101-75-10021
Rocket III Classic 2005-10			
	101-75-30022	101-75-40022	101-75-10021

	THROTTLE (PULL)	THROTTLE (PUSH)	CLUTCH
Rocket III Roadster 2011-16			
	101-75-30021	101-75-40021	101-75-10021
Rocket III Roadster Classic, Special Edition 2013-16			
	101-75-30022	101-75-40022	101-75-10021
Rocket III Touring 2008-16			
	101-75-30024	101-75-40024	101-75-10024
Speedmaster 2003-08			
	101-75-30023	101-75-40023	101-75-10023
Speedmaster (>469049) 2009-15			
	101-75-30028	101-75-40028	101-75-10023
Thunderbird 2011-16			
	101-75-30031	101-75-40031	101-75-10031
Thunderbird 1600 2009-10			
	101-75-30031	101-75-40031	101-75-10031
Thunderbird Commander/LT 2014-16			
	101-75-30032	101-75-40032	101-75-10032
Thunderbird Storm 2011-16			
	101-75-30031	101-75-40031	
Thruxton 2004-08			
	101-75-33029		101-75-10029
	<i>(Set of pull and push throttle cables)</i>		
Thruxton 2009-15			
	101-75-30030	101-75-40030	101-75-10030

TRIUMPH CABLES-VINTAGE

DESCRIPTION	CABLE TYPE	PART NUMBER
Square-drive. DF9110 series.	Speedometer	101-18-60001 (33")
Square-drive. DF9110 series.	Speedometer	101-18-60002 (40")
Square-drive. DF9110 series.	Speedometer	101-18-60003 (63")
Square-drive. DF9110 series.	Speedometer	101-18-60004 (67")
Square-drive. DF9110 series.	Speedometer	101-18-60005 (69")
Square-drive. DF9110 series.	Speedometer	101-18-60006 (71")
Spade-drive. DF9111 series.	Tachometer	101-18-60007 (25")
Spade-drive. DF9111 series.	Tachometer	101-18-60008 (28")
Spade-drive. DF9111 series.	Tachometer	101-18-60009 (30")
Spade-drive. DF9111 series.	Tachometer	101-18-60010 (32")
Fits all 1976-77 T140 models, lever to junction. Nylon-lined. (Tri. No. 60-4127)	Choke	101-75-50001
Fits all 1976-77 models. Junction to carb. (Tri. No. 60-4128)	Choke	101-75-50002
Fits 1959 and later Cub Scramblers. (Tri. No. D20T)	Throttle	101-75-30001
Fits 1968-71 TR-25 models. (Tri. No. D962T)	Throttle	101-75-30009
Fits 1969-73 T100R models. (Tri. No. D1822T)	Throttle	101-75-30013
Fits 1969-72 T100C models. '73 TR5T model. (Tri. No. D1823T)	Throttle	101-75-30014
Fits 1968 T100C with 626 carburetor. (Tri. No. D735T)	Throttle	101-75-30006
Fits 1-1/8" monobloc carburetor, 3-1/4" exposed wire, also used on 1963 T100 S/R and TR-6. (Tri. No. D495T)	Throttle	101-75-30002

CONTINUED ON NEXT PAGE

ALL PRODUCTS LISTED BY MAKE

TRIUMPH-VICTORY

TRIUMPH CABLES-VINTAGE *Continued*

Fits 1964 thru 1967 TR-6 models, using 366/2 small diameter throttle. (Tri. No. D5195)	Throttle	101-75-30003
Fits 1964 thru 1967 Bonneville Dual carburetor. (Tri. No. D528T)	Throttle	101-75-30004
Fits 1968 T120R Bonneville with concentric carburetor. (Tri. No. D660T)	Throttle	101-75-30005
Fits TR-6 models 1968-70. (Tri. No. D746T)	Throttle	101-75-30007
Fits 1971-72 TR6R & TR6C models, '73 TR7N 750 model. (Tri. No. D1806T)	Throttle	101-75-30011
Fits 1969-72 T120R models, '73 thru '75 T140V Bonneville. (Tri. No. D1819T)(8" over)	Throttle	101-75-30012
	Throttle	101-75-30012-08
Fits 1976-78 T140 single cable models, twist grip to junction. (Tri. No. D7001)	Throttle	101-75-30016
Fits 1976-78 T140 single cable models, junction to carb. (Tri. No. 60-0733)	Throttle	101-75-30010
Fits 79 and later T140E models, twist-grip to junction. (Tri. No. D7149T)	Throttle	101-75-30017
Fits T140 1979 and later, junction to carburetor.	Throttle	101-75-30018
Fits 1969-74 T150 models. (Tri. No. D890T)	Throttle	101-75-30008
Fits 1975-76 T160 Trident models. (Tri. No. 60-4458)	Throttle	101-75-30015
Fits Cub 1964 and later models thumb screw adjuster at lever (Tri. No. D488T)	Clutch	101-75-10003
Fits 1968-71 TR-25W models. (Tri. Nos. D2083T/D966T)	Clutch	101-75-10008
Fits 1962-73 500cc models. (Tri. Nos. D1994T/D466/500)	Clutch	101-75-10010
Fits 1958 to 1960 T-5 to T-6 Slick Shift models. (Tri. No. D389T)	Clutch	101-75-10001
Fits 1960 to 1962 Big Twin models. (Tri. No. D434T)	Clutch	101-75-10002
Fits all 1963 thru 1967 650cc Twins. (Tri. No. D466T)	Clutch	101-75-10004
Fits 650cc models 1968-72. (Tri. Nos. D1933T, D9667T/ D93079T)	Clutch	101-75-10005
(8" over)	Clutch	101-75-10005-08
Fits 1973 & later Triumph 750 Twins. (Tri. No. D3925T)	Clutch	101-75-10007
(8" over)	Clutch	101-75-10007-08
Fits T150 Trident thru 1972. (Tri. No. D1946T)	Clutch	101-75-10011
Fits 1973-74 Trident. (Tri. No. D2445T)	Clutch	101-75-10006
Fits 1975-78 T160 Trident. (Tri. No. 60-4454)	Clutch	101-75-10009
Use for all 200-250 singles. Comes with No. 111-80-34372 clamp.	Front Brake	101-80-10003
Fits 1958 thru '67 using thumb screw adjusters. (Tri. No. D416T)	Front Brake	101-75-20001
Fits 1968 650cc models. (Tri. No. D665T)	Front Brake	101-75-20002
Fits all 1969-71 Triumph models except 1971 250 & 650cc models. Complete w/ No. 111-80-34372 clamp. (Tri. No. D2076T)	Front Brake	101-75-20003

ULTIMA BELT DRIVE REPLACEMENT CLUTCH KITS Made by Barnett

MODEL	PART NUMBER	DESCRIPTION
Fits all 3.35" Ultima Belt Drives	303-77-40003	Clutch Kit - Consists of 9 frictions, 9 steels and 6 springs.
Fits all 2" Ultima Belt Drives	303-77-40002	Clutch Kit - Consists of 8 frictions, 8 steels and 6 springs.

VICTORY

VICTORY CLUTCH KIT - Includes Frictions & Steels




DESCRIPTION	PART NUMBER
Clutch Kit for Victory - Includes frictions and steels.	306-85-40001 - Fits 2001 & Later models

ALL PRODUCTS LISTED BY MAKE

VICTORY

VICTORY CLUTCH KIT - Includes Frictions, Steels & Springs



DESCRIPTION	PART NUMBER
Clutch Kit for Victory - Includes 8 frictions, 7 steels and 6 springs.	303-40-10015 - Fits 2016 Victory Octane models

VICTORY SPRING & PRESSURE PLATE KIT



DESCRIPTION	PART NUMBER
Clutch Spring & Pressure Plate Kit for Victory - Direct bolt-on replacement. CNC machined from billet aluminum. Includes heavy-duty spring.	361-85-01018 - Fits 2001 & Later models

VICTORY SCORPION CLUTCH



DESCRIPTION	PART NUMBER
Scorpion Clutch Assembly for Victory Motorcycles - Increases clutch surface area by 100%. Features six coil springs, steel inner hub and billet aluminum pressure plate. Extra spring sets are included for multiple spring pressure options. Designed to fit into OEM type clutch basket.	608-85-10001 - 2001-'05 All Models (except Hammer)
	608-85-10097 - All 2006-'07 Models & 2005-'07 Hammer
	608-85-10008 - 2008-'10 Models
	608-85-10011 - 2011-'17 Models
	306-32-40943 - Replacement Kit. Consists of friction plates & steel plates.

VICTORY CLUTCH TOOL



DESCRIPTION	PART NUMBER
Diaphragm Clutch Spring Compression Tool - Makes it easy to remove and re-install retainer ring.	317-85-30016 - 2001 & Later Victory Models

MODEL / DESCRIPTION	PART # - STAINLESS W/ CLEAR	PART # - TRADITIONAL BLACK	PART # - STEALTH SERIES	MODEL / DESCRIPTION	PART # - STAINLESS W/ CLEAR	PART # - TRADITIONAL BLACK	PART # - STEALTH SERIES
---------------------	-----------------------------	----------------------------	-------------------------	---------------------	-----------------------------	----------------------------	-------------------------

VICTORY CABLES

Boardwalk - 2013-15			
Throttle	102-85-30008	101-85-30008	131-85-30008
Idle	102-85-40008	101-85-40008	131-85-40008
Clutch (2013)	102-85-10012	101-85-10012	131-85-10012
Clutch (2014-15)	102-85-10013	101-85-10013	131-85-10013
Cross Country / Touring w/cruise control - 2010-17 Cross Roads w/cruise control - 2010-16 Cross Roads Hardball - 2012-16			
Throttle	102-85-30010	101-85-30010	131-85-30010
Idle	102-85-41010	101-85-41010	131-85-41010
Clutch	102-85-10010	101-85-10010	131-85-10010
Cross Roads - 2010-14 (without cruise control)			
Throttle	102-85-30010	101-85-30010	131-85-30010
Idle	102-85-40010	101-85-40010	131-85-40010
Clutch	102-85-10010	101-85-10010	131-85-10010

Gunner - 2015-17			
Throttle	102-85-30008	101-85-30008	131-85-30008
Idle	102-85-40008	101-85-40008	131-85-40008
Clutch	102-85-10013	101-85-10013	131-85-10013
Hammer - 2005-07			
Throttle	102-85-30003	101-85-30003	131-85-30003
Idle	102-85-40003	101-85-40003	131-85-40003
Choke	102-85-50003	101-85-50003	131-85-50003
Clutch	102-85-10003	101-85-10003	131-85-10003
Hammer - 2008-15			
Throttle	102-85-30008	101-85-30008	131-85-30008
Idle	102-85-40008	101-85-40008	131-85-40008
Clutch	102-85-10013	101-85-10013	131-85-10013

CONTINUED ON NEXT PAGE

ALL PRODUCTS LISTED BY MAKE

VICTORY

MODEL / DESCRIPTION	PART # - STAINLESS W/ CLEAR	PART # - TRADITIONAL BLACK	PART # - STEALTH SERIES
---------------------	-----------------------------	----------------------------	-------------------------

Hammer 8-ball w/ HS36 - 2015-16			
Throttle	102-85-30014	101-85-30014	131-85-30014
Idle	102-85-40014	101-85-40014	131-85-40014
Clutch	102-85-10013	101-85-10013	131-85-10013

Hammer INT'L - 2013-16			
Throttle	102-85-30008	101-85-30008	131-85-30008
Idle	102-85-40014	101-85-40014	131-85-40014
Clutch	102-85-10013	101-85-10013	131-85-10013

Highball - 2012-17			
Throttle	102-85-30012	101-85-30012	131-85-30012
Idle	102-85-40012	101-85-40012	131-85-40012
Clutch	102-85-10012	101-85-10012	131-85-10012

Judge - 2013			
Throttle	102-85-30014	101-85-30014	131-85-30014
Idle	102-85-40014	101-85-40014	131-85-40014
Clutch	102-85-10013	101-85-10013	131-85-10013

Judge - 2014			
Throttle	102-85-30008	101-85-30008	131-85-30008
Idle	102-85-40008	101-85-40008	131-85-40008
Clutch	102-85-10013	101-85-10013	131-85-10013

Judge INT'L - 2014-15			
Throttle	102-85-30014	101-85-30014	131-85-30014
Idle	102-85-40014	101-85-40014	131-85-40014
Clutch	102-85-10013	101-85-10013	131-85-10013

Judge INT'L - 2017			
Throttle	102-85-30014	101-85-30014	131-85-30014
Idle	102-85-40008	101-85-40008	131-85-40008
Clutch	102-85-10013	101-85-10013	131-85-10013

Kingpin - Thru 2007			
Throttle	102-85-30003	101-85-30003	131-85-30003
Idle	102-85-40003	101-85-40003	131-85-40003
Choke	102-85-50003	101-85-50003	131-85-50003
Clutch	102-85-10003	101-85-10003	131-85-10003

Kingpin - 2008-13			
Throttle	102-85-30008	101-85-30008	131-85-30008
Idle	102-85-40008	101-85-40008	131-85-40008
Clutch	102-85-10013	101-85-10013	131-85-10013

MODEL / DESCRIPTION	PART # - STAINLESS W/ CLEAR	PART # - TRADITIONAL BLACK	PART # - STEALTH SERIES
---------------------	-----------------------------	----------------------------	-------------------------

Magnum - 2015-17			
Throttle	102-85-30010	101-85-30010	131-85-30010
Idle	102-85-41010	101-85-41010	131-85-41010
Clutch	102-85-10010	101-85-10010	131-85-10010

Octane - 2016-17			
Clutch	102-40-10005	101-40-10005	

Vegas - 2003-07			
Throttle	102-85-30003	101-85-30003	131-85-30003
Idle	102-85-40003	101-85-40003	131-85-40003
Choke	102-85-50003	101-85-50003	131-85-50003
Clutch	102-85-10003	101-85-10003	131-85-10003

Vegas/Vegas 8-Ball - 2008-09			
Throttle	102-85-30008	101-85-30008	131-85-30008
Idle	102-85-40008	101-85-40008	131-85-40008
Clutch	102-85-10008	101-85-10008	131-85-10008

Vegas Jackpot - 2008-15 Vegas 8-Ball - 2010-16			
Throttle	102-85-30008	101-85-30008	131-85-30008
Idle	102-85-40008	101-85-40008	131-85-40008
Clutch	102-85-10013	101-85-10013	131-85-10013

Vision Models w/cruise control - 2009-17			
Throttle	102-85-30010	101-85-30010	131-85-30010
Idle	102-85-41011	101-85-41011	131-85-41011
Clutch (2010-11 Models only)	102-85-10010	101-85-10010	131-85-10010

V92C Classic Cruiser- 1999-03 / V92C Touring Cruiser- 2003-06			
Throttle (OEM 7080725)	102-85-30001	101-85-30001	131-85-30001
Idle (OEM 7080724)	102-85-40001	101-85-40001	131-85-40001
Choke (OEM 7080716)	102-85-50001	101-85-50001	131-85-50001
Clutch (OEM 7080676) 24" top casing	102-85-10001	101-85-10001	131-85-10001
Clutch (OEM 7080919 & 7081017) 38" top casing	102-85-10002	101-85-10002	131-85-10002

ALL PRODUCTS LISTED BY MAKE

YAMAHA

YAMAHA CLUTCHES

YEAR	MODEL	FRIC. PLATES (QTY.)	STEEL PLATES (QTY.)	SPRING KITS	CLUTCH-KITS	REMARKS / NOTES	CLUTCH BASKET	PRESSURE PLATE
50cc								
1988-90	DT-50	301-90-50936(3)	401-90-063045(2)	501-25-04043				
1983	RX-50M	301-90-50936(2)	401-90-078045(1)	501-39-04020	*305-90-10036	*Consists of frictions & springs		
1987-92	YSR-50	301-90-50936(2)	401-90-078045(1)	501-39-04020	*305-90-10036	*Consists of frictions & springs		
1980	YZ-50	301-90-50936(3)	401-90-063045(2)	501-25-04043				
60cc								
1981-83	YZ-60	301-90-10018(4)	401-90-047045(3)					
65cc								
2018-22	YZ-65	301-90-10018(6)	401-90-078045(5)	501-25-05043				
75cc								
1977-79	GTMX	301-90-50936(3)	401-90-063045(2)	501-25-04043				
80cc								
1981-83	DT-80	301-90-50936(3)	401-90-063045(2)	501-25-04043				
1978-80	GT-80	301-90-50936(3)	401-90-063045(2)	501-25-04043				
1980-82	MX-80	301-90-50936(3)	401-90-063045(2)	501-25-04043				
1974-75	YZ-80	301-90-50936(3)	401-90-063045(2)	501-24-04119				
1976-77	YZ-80	301-90-10836(4)	401-90-047045(3)	501-24-04119				
1978-79	YZ-80	301-90-10836(5)	401-90-047045(4)	501-24-04119				
1980	YZ-80	301-90-10836(4)	401-90-063045(3)	501-24-04119				
1981-85	YZ-80	301-90-10018(5)	401-90-047045(4)	501-25-04043				
1986-92	YZ-80	301-90-10018(6)	401-90-063045(5)	501-25-04043				
1993-94	YZ-80	301-90-10018(6)	401-90-063045(5)	501-35-04040	*303-90-10018	*Complete Kit		
1995-01	YZ-80	301-90-10018(7)	401-90-063045(3) 401-90-078045(3)	501-25-05043	*303-90-10052	*Complete Kevlar Kit		
85cc								
2002-22	YZ85	301-90-10018(7)	401-90-078045(6)	501-25-05043	*303-90-10058 **303-90-20058	*Complete Kevlar Kit **Complete CF Kit	321-90-01002	
90cc								
1970-71	HS1A/B	301-90-10902(4)						
100cc								
1974	DT-100	301-90-10902(4)		501-35-05040				
1975	DT-100	301-90-10902(4)		501-25-05043				
1976-77	DT-100	301-90-10006(5)		501-35-05040				
1978-83	DT-100		401-90-047045(4)	501-25-05043				
1972	LS2	301-90-10902(4)						
1979-83	MX-100		401-90-047045(4)	501-25-05043				
1975-76	RS100B/C	301-90-10902(4)						
1990-00	RT-100	301-90-10836(5)	401-90-047045(4)	501-25-04043	*303-90-10059	*Complete Kit		
1966-67	YL-1/E	301-90-10902(4)						
1976-83	YZ100	301-90-10006(5)		501-35-05040				
125cc								
1969	AS2-C	301-90-10902(4)						
1973	AT/MX3	301-90-10902(5)		501-25-05043				
1969-71	AT1/1M	301-90-10902(5)						
1972	AT1/2M	301-90-10902(5)		501-25-05043				
1974-75	DT-125			501-35-05040				
1976-77	DT-125	301-90-10006(5)		501-35-05040				
1978-81	DT-125	301-90-10006(5)		501-31-05026				
1980-81	IT-125	301-90-10006(4)		501-31-05026				

CONTINUED ON NEXT PAGE

ALL PRODUCTS LISTED BY MAKE

YAMAHA

YAMAHA CLUTCHES

YEAR	MODEL	FRIC. PLATES (QTY.)	STEEL PLATES (QTY.)	SPRING KITS	CLUTCH-KITS	REMARKS / NOTES	CLUTCH BASKET	PRESSURE PLATE
1976	MX-125	301-90-10006(6)		501-35-05040				
2000-22	TT/TTR 125	301-90-10836(5)	401-90-047045(4)	501-25-04043	*303-90-10059	*Complete Kit		
ALL	TZ-125			501-35-05040				
1982-83	XT-125	301-90-10006(4)		501-47-04044				
1966	YA6	301-90-10902(4)						
1968	YAS1C	301-90-10902(4)						
2011-13	YFM125 Raptor	301-35-10008(4)	401-35-063057(3)	501-40-04027				
1976-80	YZ-125	301-90-10006(5)		501-35-05040				
1977-79 & 1981	YZ-125	301-90-10006(6)		501-35-05040				
1982	YZ-125			501-35-05040				
1983-85	YZ-125	301-90-10012(6)	401-90-063026(5)	501-35-05040				
1986-87	YZ-125	301-90-10012(6)	401-90-078026(5)	501-40-05039				
1988	YZ-125	301-90-10012(7)	401-90-063026(6)	501-29-06072				
1989-90	YZ-125	301-90-10012(5) 3JD-16331-00**(2)	401-90-063026(6)	501-29-06072		**OEM Part Number		
1991-92	YZ-125	301-90-10049(7)	401-90-063049(6)	501-40-05039				
1993-01	YZ-125	301-90-10049(8)	401-90-063049(7)	501-40-05039	*303-90-10050 **303-90-20050	*Complete Kevlar Kit **Complete CF Kit	321-90-01003 (*94 & Later)	361-90-01005
2002-04	YZ-125	301-90-10049(8)	401-90-063049(7)	501-50-05042	*303-90-10050 **303-90-20050	*Complete Kevlar Kit **Complete CF Kit	321-90-01003	361-90-01005
2005-21	YZ125	301-90-10049(8)	401-90-063049(7)	501-40-05039	*303-90-10050 **303-90-20050	*Complete Kevlar Kit **Complete CF Kit	321-90-01033	361-90-01005
2022	YZ125	301-90-10049(8)	401-90-063049(7)	501-50-05042	*303-90-10050 **303-90-20050	*Complete Kevlar Kit **Complete CF Kit	321-90-01033	361-90-01005
2020-22	YZ125X	301-90-10049(8)	401-90-063049(7)	501-40-05039	*303-90-10050 **303-90-20050	*Complete Kevlar Kit **Complete CF Kit	321-90-01033	361-90-01005

175cc

1968-73	CT1/2/3	301-90-10902(5)						
1974-75	DT-175			501-35-05040				
1976	DT-175	301-90-10006(5)		501-35-05040				
1978-81	DT-175	301-90-10006(6)		501-35-05040				
1977-83	IT-175	301-90-10006(6)		501-35-05040				
1973-74	MX-175			501-35-06040				
1979-81	MX-175	301-90-10006(6)		501-35-05040				
1976	YZ-175	301-90-10006(6)		501-35-05040				

180cc

1990-98	RT-180	301-90-10006(6)		501-35-05040				
1968	YCS1/1C	301-90-10902(5)		501-47-04044				

200cc

1985-88	BW200	301-90-10006(5)		501-31-05026				
1970-72	CS3/CS5	301-90-10902(5)						
1984-86	IT-200	301-90-10006(6)		501-35-05040				
1974-76	RD-200	301-90-10902(5)		501-35-05040				
1978-22	TW200	*301-90-10006(5)		501-47-04044		*Omit Judder Spring		
1992	WR200RD	*301-90-10018(7)	401-90-047045(6)	501-35-05040	*303-90-10061	*Omit Judder Spring		
1982-83	XT-200	301-90-10006(5)		501-47-04044				

ALL PRODUCTS LISTED BY MAKE

YAMAHA

YAMAHA CLUTCHES

YEAR	MODEL	FRIC. PLATES (QTY.)	STEEL PLATES (QTY.)	SPRING KITS	CLUTCH-KITS	REMARKS / NOTES	CLUTCH BASKET	PRESSURE PLATE
1985-89	YFM200	301-90-10018(5)	401-90-063045(4)	501-47-04044				
1988-06	YFS200 Blaster	301-90-10018(7)	401-90-047045(6)	501-35-05040	*303-90-10061	*Complete Kit		
1983-85	YTM-200	301-90-10018(5)	401-90-063045(4)	501-47-04044				
225cc								
1986-07	XT/TT/TTR 225	301-90-10006(5) 301-35-10011(1)		501-47-04044				
1986-93	YFM225	301-90-10018(5)	401-90-063045(4)	501-47-04044				
1983-86	YTM225	301-90-10018(5)	401-90-063045(4)	501-47-04044				
230cc								
2005-22	TTR230	301-35-10010(5) 301-35-10011(1)		501-47-04044				
250cc								
1972	DS7	301-90-10025(7)	401-90-063015(7)					
1968-72	DT-1	301-90-10025(6)	401-90-063015(7)			*Must remove cushions		
1974-76	DT250	301-90-10025(7)	401-90-059015(7)	501-25-06043				
1977-79	DT250	301-90-10025(7)	401-90-047015(6)	501-31-06026				
1973	DT-3	301-90-10025(7)	401-90-063015(7)			*Must remove cushions		
1987-88	FZR250	301-90-10018(6)		501-25-04043				
1977-78	IT250	301-90-10025(6)	401-90-047015(5)	501-47-06044				
1979-80	IT250	301-90-10025(5)	401-90-089015(4)	501-40-06039				
1981-82	IT250	301-90-10025(7)	401-90-063015(6)	501-40-06039				
1983	IT250	301-90-10019(7)	401-90-063015(6)	501-40-06039				
1973-74	MX250	301-90-10025(6)	401-90- 063015(*AR)	501-35-06040		*AR=As Required		
1975	MX250	301-90-10025(7)	401-90-047015(6)	501-40-06039				
1973-75	RD250	301-90-10025(7)	401-90-047015(7)	501-35-06040				
1980-81	SR250 Exciter	301-90-10013(6)	401-90-078015(5)	501-66-04041				
1982	SR250 Exciter	301-90-10025(5)	401-90-078015(4)	501-66-04041				
1987	SRX250	301-90-10025(5)	401-90-078015(4)	501-58-04045				
1972	TD3			501-40-06039				
1980-82	TT250	301-90-10013(6)	401-90-047015(5)	501-66-04041				
1999-05	TTR250	301-35-10017(7)	401-90-063049(6)	501-50-05042				
1974	TY250	301-90-10025(7)	401-90-059015(7)					
1976-77	TY250	301-90-10025(7)	401-90-059015(6)	501-40-06039				
ALL	TZ250		401-90-089015(*AR) 401-90-078015(*AR)	501-40-06039 (HD) 501-29-06072 (Std)		*AR=As Required		
1991-93	WR250	301-90-10040(7)	401-90-063041(6)	501-50-06042				
1994-97	WR250	301-90-10040(8)	401-90-063041(7)	501-50-06042				
2001-13	WR250F	301-90-10049(9)	401-90-047049(8)	501-41-05006	*303-90-10049 **303-90-20049	*Complete Kevlar Kit **Complete CF Kit	321-90-01005	361-90-01005
2015-19	WR250F	301-90-10049(9)	401-90-047049(8)	501-24-05047	*303-90-10093	*Complete Kevlar Kit		361-90-01005
2020-21	WR250F	301-70-10035(8)	401-45-063011(7)	501-50-06042	*303-90-10098	*Complete Kevlar Kit		
2022	WR250F	301-70-10035(8)	401-45-063011(7)					
2008-20	WR250R/X	301-90-10049(7)	401-90-063049(6)	501-50-05042	*303-90-20077	*Complete CF Kit		
1980-83	XT250	301-90-10013(6)	401-90-078015(5)	501-66-04041				
1984	XT250	301-90-10825(5)	401-90-047015(4)	501-66-04041				
2008-22	XT250	301-90-10049(6)	401-90-063049(5)	501-40-05039				

CONTINUED ON NEXT PAGE

ALL PRODUCTS LISTED BY MAKE

YAMAHA

YAMAHA CLUTCHES

YEAR	MODEL	FRIC. PLATES (QTY.)	STEEL PLATES (QTY.)	SPRING KITS	CLUTCH-KITS	REMARKS / NOTES	CLUTCH BASKET	PRESSURE PLATE
1988-98	XV250 Route 66	301-90-10025(4) 301-90-10825(1)	401-90-078015(4)	501-66-04041				
2002-22	XV250 Virago/ V-Star 250	301-90-10025(1) 301-90-10825(4)	401-90-078015(4)	501-57-04046				
1964-68	YDS2/3C				*302-90-10001	*Friction Plate Kit		
1993-98	YFB250 Timberwolf	301-90-10018(5)	401-90-063045(4)	501-47-04044				
1995-00	YFB250FW Timberwolf	301-90-10018(5)	401-90-063045(4)					
1986-93	YFM-250	301-90-10018(5)	401-90-063045(4)	501-47-04044				
1999-04	YFM250 Beartracker	301-90-10018(5)	401-90-063045(4)					
2008-13	YFM250R Raptor	301-90-10049(6)	401-90-063049(5)	501-58-05045				
1985-86	YTZ250	301-90-10019(7)	401-90-063015(6)	501-31-06026				
1974-75	YZ250	301-90-10025(6)	401-90-059015(5)	501-35-06040				
1976	YZ250	301-90-10025(7)	401-90-047015(6)	501-40-06039				
1977-78	YZ250	301-90-10025(6)	401-90-047015(5)	501-40-06039				
1979	YZ250	301-90-10025(5)	401-90-089015(4)	501-40-06039				
1980	YZ250	301-90-10025(6)	401-90-089015(5)	501-47-06044				
1981	YZ250	301-90-10025(7)	401-90-063015(6)	501-40-06039				
1982-87	YZ250	301-90-10019(7)	401-90-063015(6)	501-40-06039	*303-90-10019	*Complete Kevlar Kit		
1988-92	YZ250	301-90-10040(7)	401-90-063041(6)	501-50-06042	*303-90-10040	*Complete Kit		
1993-01	YZ250	301-90-10040(8)	401-90-063041(7)	501-58-06045	*303-90-10051 **303-90-20051	*Complete Kevlar Kit **Complete CF Kit	321-90-01004	361-90-01004 (2000 & later)
2002-22	YZ250	301-90-10040(8)	401-90-063041(7)	501-24-06047	*303-90-10051 **303-90-20051	*Complete Kevlar Kit **Complete CF Kit	321-90-01004	361-90-01004
2016-22	YZ250X	301-90-10040(8)	401-90-063041(7)	501-58-06045	*303-90-10051 **303-90-20051	*Complete Kevlar Kit **Complete CF Kit	321-90-01004	361-90-01004
2001-07	YZ250F	301-90-10049(9)	401-90-047049(8)	501-41-05006	*303-90-10049 **303-90-20049	*Complete Kevlar Kit **Complete CF Kit	321-90-01005	361-90-01005
2008-13	YZ250F	301-90-10049(9)	401-90-047049(8)	501-40-05039	303-90-20071	**Complete CF Kit	321-90-01005 (2008)	361-90-01005
2014-18	YZ250F	301-90-10049(9)	401-90-047049(8)	501-45-05140	*303-90-20090	*Complete CF Kit		361-90-01005
2019-22	YZ250F	301-70-10035 (8)	401-45-063011 (7)	501-24-06047	*303-90-20098	*Complete CF Kit		
2015-19	YZ250FX	301-90-10049(9)	401-90-047049(8)	501-24-05047	*303-90-10093	*Complete Kevlar Kit		361-90-01005
2020-21	YZ250FX	301-70-10035(8)	401-45-063011(7)	501-50-06042	*303-90-10098	*Complete Kevlar Kit		
2022	YZ250FX	301-70-10035(8)	401-45-063011(7)					
300cc								
2020-22	MT-03	301-35-10010(7)		501-73-04067				
2015-22	YZFR3	301-35-10010(7)		501-73-04067				
305cc								
1964-67	YM-1				*302-90-10001	*Friction Plate Kit		

ALL PRODUCTS LISTED BY MAKE

YAMAHA

YAMAHA CLUTCHES

YEAR	MODEL	FRIC. PLATES (QTY.)	STEEL PLATES (QTY.)	SPRING KITS	CLUTCH-KITS	REMARKS / NOTES	CLUTCH BASKET	PRESSURE PLATE
350cc								
1987-88	BW350	301-90-10025(7)	401-90-063015(5) 401-90-078015(1)	501-50-05042				
1969	R3	*301-90-10025(6)	401-90-063015(5) 401-90-089015(1)			*Must remove cushions		
1970-72	R5	*301-90-10025(7)				*Must remove cushions		
1973-75	RD350	301-90-10025(7)	401-90-047015(6)	501-35-06040				
ALL	RD350LC	301-90-10025(7)	401-90-059015(6)	501-40-06039				
1984-90	RZ350	301-90-10825(7)	401-90-047015(6)	501-40-06039				
1972	TR3			501-40-06039				
1985-86	TY350	301-90-10019(6)	401-90-063015(5)	501-31-06026				
1974-78	TZ350		401-90-078015(5)	501-40-06039				
1985-01	XT350	301-90-10825(7)	401-90-063015(5) 401-90-078015(1)	501-50-05042				
1996-00	YFM350 Big Bear 2WD	301-90-10025(6) 301-90-10825(1)	401-90-063015(4) 401-90-078015(2)	501-40-05039	*303-90-10042	*Complete Kevlar Kit		
1987-95	YFM350ER Moto-4	301-90-10025(6) 301-90-10825(1)	401-90-063015(4) 401-90-078015(2)	501-40-05039	*303-90-10042	*Complete Kevlar Kit		
1987-98	YFM350FW Big Bear	301-90-10025(6) 301-90-10825(1)	401-90-063015(4) 401-90-078015(2)	501-40-05039	*303-90-10042	*Complete Kevlar Kit		
1997-99	YFM350FWB Big Bear/4WD	301-90-10025(7)	401-90-063015(4) 401-90-078015(2)	501-40-05039				
1995-05	YFM350FX Wolverine	301-90-10025(6) 301-90-10825(1)	401-90-063015(4) 401-90-078015(2)	501-40-05039	*303-90-10042	*Complete Kevlar Kit		
2005-13	YFM350R Raptor	301-90-10025(5) 301-90-10825(2)	401-90-063015(4) 401-90-078015(2)	501-58-05045	*303-90-10053	*Complete Kit		
1987-04	YFM350X Warrior	301-90-10025(5) 301-90-10825(2)	401-90-063015(4) 401-90-078015(2)	501-58-05045	*303-90-10053	*Complete Kit		
1987-06	YFZ350 Banshee	301-90-10025(7)	401-90-047015(6)	501-40-06039	*303-90-10027 **303-90-20027	*Complete Kevlar Kit **Complete CF Kit	321-90-01006	361-90-01006
360cc								
1974	DT360	301-90-10025(8)	401-90-059015(7)	501-25-06043				
1973-74	MX360	301-90-10025(6)	401-90-063015(7)	501-35-06040				
1970-73	RT1/2/3	*301-90-10025(7)	401-90-063015(7)	501-35-06040		*Must remove cushions		
1976-77	XS360	301-90-10025(7)	401-90-063015(6)	501-66-04041				
1974-75	YZ360	301-90-10025(6)	401-90-063015(5)	501-35-06040				
400cc								
1975-78	DT400	301-90-10025(7)	401-90-047015(6)	501-40-06039				
1987-88	FZ400	301-90-10025(8)	401-90-047015(7)	501-40-06039				
1987-91	FZR400S	301-90-10018(8)	401-90-078045(7)	501-39-05020				
1977-79	IT400	301-90-10025(7)	401-90-047015(6)	501-47-06044				
1975	MX400	301-90-10025(7)	401-90-047015(6)	501-58-06045				
1976-79	RD400	301-90-10025(7)	401-90-047015(6)	501-40-06039				
2015-17	SR400	301-90-10013(8)	401-90-047015(7)					
1998-00	WR400F	301-90-10013(7) 301-90-10825(1)	401-90-047015(7)	501-79-05036	*303-90-10057	*Complete Kit		
1982-83	XS400 Seca; Maxim	301-90-10005(5)	401-90-078020(4)	501-66-06041				
1977-82	XS400 Twin	301-90-10025(7)	401-90-063015(6)	501-66-04041				

ALL PRODUCTS LISTED BY MAKE

YAMAHA

YAMAHA CLUTCHES

YEAR	MODEL	FRIC. PLATES (QTY.)	STEEL PLATES (QTY.)	SPRING KITS	CLUTCH-KITS	REMARKS / NOTES	CLUTCH BASKET	PRESSURE PLATE
1999-03	YFM 400 Big Bear 4WD/ 2WD Buckmaster 4WD	301-90-10825(7)	401-90-078015(2) 401-90-063015(4)	501-58-05045	*303-90-10053	*Complete Kit		
1976-79	YZ400	301-90-10025(7)	401-90-047015(6)	501-40-06039				
1998-99	YZ400F	301-90-10013(7) 301-90-10825(1)	401-90-047015(7)	501-79-05036	*303-90-10057	*Complete Kit		
425cc								
1980	IT425	301-90-10025(7)	401-90-047015(6)	501-40-06039				
426cc								
2000	YZ426F	301-90-10040(9)	401-90-047041(8)	501-58-06045				
2001-02	YZ426F, WR426F	301-90-10040(8) 301-90-10840(1)	401-90-047041(8)	501-24-06047	*303-90-10062	*Complete Kevlar Kit	321-90-01009	
450cc								
2003-04	WR450F	301-90-10040(9)	401-90-047041(8)	501-24-06047	*303-90-10064	*Complete Kevlar Kit	321-90-01010 (2003) 321-90-01013 (2004)	361-90-01004
2005-15	WR450F	301-90-10040(8)	401-90-078041(4) 401-90-063041(3)	501-24-06047	*303-90-20078	*Complete Kit	321-90-01013	361-90-01004
2016-18	WR450F	301-90-10040(8)	401-90-078041(4) 401-90-063041(3)	501-42-06031	*303-90-20094	*Complete Kit	321-90-01013	361-90-01004
2020-21	WR450F	301-90-10040(8)	401-90-063041(7)	501-54-06152	*303-90-10095	*Complete Kit	321-90-01013	
2004-06	YFZ450	301-90-10040(7) 301-90-10840(1)	401-90-063041(7)	501-35-06115	*303-90-20065	*Complete Kit	321-90-01012	361-90-01012
2007-09	YFZ450	301-90-10040(7) 301-90-10840(1)	401-90-063041(7)	501-58-06045	*303-90-20070	*Complete Kit	321-90-01016	361-90-01012
2012-13	YFZ450	301-90-10040(7) 301-90-10840(1)	401-90-063041(7)	501-24-06047	303-90-20087	*Complete Kit	321-90-01016	361-90-01012
2009-13	YFZ450R/X	301-90-10040(8)	401-90-063041(7)	501-58-06045	*303-90-20076	*Complete Kit	321-90-01013	
2014-22	YFZ450R	301-90-10040(5) 301-90-10840(3)	401-90-063041(6) 401-90-089051(1)	501-59-03144	*303-90-20091	*Complete Kit		
2003-06	YZ450F	301-90-10040(9)	401-90-047041(8)	501-24-06047	*303-90-10064	*Complete Kevlar Kit	321-90-01010 (2003) 321-90-01013 (2004 & Later)	361-90-01004
2007-17	YZ450F	301-90-10040(8)	401-90-063041(7)	501-42-06031	*303-90-20069	*Complete Kit	321-90-01013	
2018-22	YZ450F	301-90-10040(8)	401-90-063041(7)	501-54-06152	*303-90-10095	*Complete Kit	321-90-01013	
2016-18	YZ450FX	301-90-10040(8)	401-90-078041(4) 401-90-063041(3)	501-42-06031	*303-90-20094	*Complete CF Kit	321-90-01013	361-90-01004
2019-22	YZ450FX	301-90-10040(8)	401-90-063041(7)	501-54-06152	*303-90-10095	*Complete CF Kit	321-90-01013	
465cc								
1981-82	IT465	301-90-10025(7)	401-90-063015(6)	501-40-06039				
1980-81	YZ465	301-90-10025(7)	401-90-063015(6)	501-40-06039				
490cc								
1983-84	IT490	301-90-10019(7)	401-90-063015(6)	501-40-06039				
1982-94	YZ490	301-90-10019(7)	401-90-063015(6)	501-40-06039				
500cc								
ALL	RZ500	301-90-10005(7)	401-90-059020(6)	501-58-06045				
1973-74	SC500	301-90-10025(8)	401-90-063015(7)	501-35-06040				
1978-81	SR500	301-90-10013(8)	401-90-047015(7)	501-50-06042				
1976-81	TT500	301-90-10013(8)	401-90-047015(7)	501-50-06042				

ALL PRODUCTS LISTED BY MAKE

YAMAHA

YAMAHA CLUTCHES

YEAR	MODEL	FRIC. PLATES (QTY.)	STEEL PLATES (QTY.)	SPRING KITS	CLUTCH-KITS	REMARKS / NOTES	CLUTCH BASKET	PRESSURE PLATE
1973-74	TX500	301-90-10025(8)	401-90-059015(7)	501-58-06045				
1992-93	WR500Z	301-90-10019(7)	401-90-063015(6)	501-40-06039				
1975-78	XS500	301-90-10025(8)	401-90-059015(7)	501-58-06045				
1976-81	XT500	301-90-10013(8)	401-90-047015(7)	501-50-06042				
1983	XV500 Virago	301-90-10040(6)	401-90-063041(5)	501-50-05042				
535cc								
1987-98	XV535	301-90-10040(6)	401-90-063041(5)	501-50-05042				
1999	XV535 Virago	301-90-10025(5)	401-90-078015(4)	501-66-04041				
550cc								
1981-83	XJ550 Maxim	301-90-10013(7) 301-90-10825(1)	401-90-059015(7)	501-50-05042				
1981-83	XJ550R Seca	301-90-10013(7) 301-90-10825(1)	401-90-059015(7)	501-50-05042				
1982	XT550	301-90-10013(7) 301-90-10825(1)	401-90-047015(7)	501-58-05045				
1983	XT550	301-90-10013(6) 301-90-10825(2)	401-90-047015(7)	501-58-05045				
1982-83	XZ550R Vision	301-90-10013(8)	401-90-063015(7)	501-50-05042				
600cc								
1984-88	FJ600	301-90-10025(8)	401-90-059015(7)	501-50-05042				
2004-05	FZ-6	301-90-10025(8)	401-90-078015(7) 401-90-089015(1)	501-42-06031	*303-90-20054	*Complete Kit		
1984-88	FZ600	301-90-10025(8)	401-90-059015(7)	501-50-05042				
2009-17	FZ6R	301-90-10025(6) 301-90-10825(2)	401-90-078015(7)	501-42-06031	*303-90-20079	*Complete Kit		
2006-09	FZS6	301-90-10025(6) 301-90-10825(2)	401-90-078015(7) 401-90-089015(1)	501-42-06031	*303-90-20079	*Complete Kit		
1989-99	FZR600	301-90-10018(9)	401-90-078045(8)	501-40-05027	*305-90-10038	*Consists of frictions & springs		
1986	SRX600	301-90-10013(6) 301-90-10825(2)	401-90-047015(7)	501-58-05045				
1983-86	TT600	301-90-10013(6) 301-90-10825(2)	401-90-047015(7)	501-58-05045				
1991-96	TT600	301-90-10013(6) 301-90-10825(2)	401-90-047015(7)	501-66-05041				
1992-98	XJ600S	301-90-10025(8)	401-90-063015(7)	501-50-05042				
1984-88	XT600	301-90-10013(6) 301-90-10825(2)	401-90-047015(7)	501-66-05041				
1989-95	XT600	301-90-10013(6) 301-90-10825(2)	401-90-047015(7)	501-58-05045				
1986-90	YX600 Radian	301-90-10025(8)	401-90-059015(7)	501-50-05042				
1994-96	YZF600R	301-90-10012(9)	401-90-078026(8)	501-38-06097				
1997-07	YZF600R	301-90-10012(9)	401-90-078026(8)	501-50-06042				
1999-02	YZFR6	301-90-10025(8)	401-90-078015(7) 401-90-089015(1)	501-42-06031	*303-90- 20054	*Complete Kit		
2003-05	YZFR6	301-90-10025(8)	401-90-078015(7) 401-90-089015(1)	501-24-06047	*303-90-20066	*Complete Kit		

CONTINUED ON NEXT PAGE

ALL PRODUCTS LISTED BY MAKE

YAMAHA

YAMAHA CLUTCHES

YEAR	MODEL	FRIC. PLATES (QTY.)	STEEL PLATES (QTY.)	SPRING KITS	CLUTCH-KITS	REMARKS / NOTES	CLUTCH BASKET	PRESSURE PLATE
2006-20	YZFR6	301-90-10025(9)	401-90-078015 (8-2mm) 401-90-089015 (AR-2.3mm) 401-90-063015 (AR-1.6mm)	501-42-06031	*303-90-20625	*Complete Kit		
2022	YZFR6 GYTR	301-90-10025(9)	401-90-078015(8)	501-42-06031	303-90-20625			
2006-09	YZFR6S	301-90-10025(8)	401-90-078015(7) 401-90-089015(1)	501-24-06047	*303-90-20066	*Complete Kit		
650cc								
1974	TX650	301-90-10004(6)		501-58-06045				
1980-83	XJ650 Maxim	301-90-10025(8)	401-90-063015(7)	501-50-05042				
1981	XJ650L Midnight	301-90-10025(8)	401-90-063015(7)	501-50-05042				
1982-83	XJ650L Seca Turbo	301-90-10025(8)	401-90-063015(7)	501-58-05045				
1982	XJ650R Seca	301-90-10025(8)	401-90-063015(7)	501-50-05042				
1975-79	XS650 Twin	301-90-10005(7)		501-58-06045				
1980-83	XS650 Twin	301-90-10005(6)		501-58-06045				
1998-16	XVS650- V-Star	301-90-10040(7)	401-90-063041(6) 401-90-089041(1)	501-45-05050	*303-90-10063	*Complete Kit		
660cc								
2001-05	660R Raptor	301-90-10013(6) 301-90-10825(2)	401-90-047015(7)	501-58-05045	*303-90-10028	*Complete Kit		
700cc								
2015-17	FZ-07	301-90-10040(7)	401-90-078041(6)	505-42-06031	*303-90-10097	*Complete Kit		
1987	FZ700	301-90-10025(6) 301-90-10825(2)	401-90-078015(7)	501-42-06031	*303-90-20079	*Complete Kit		
1986-87	FZX700 Fazer	301-90-10025(7) 301-90-10825(1)	401-90-078015(7)	501-42-06031				
2018-22	MT07	301-90-10040(7)	401-90-078041(6)	505-42-06031	*303-90-10097	*Complete Kit		
1985-86	XJ700 Maxim	301-90-10025(7) 301-90-10825(1)	401-90-078015(7)	501-50-06053				
1984-87	XV700 Virago	301-90-10040(8)	401-90-063041(7)	501-50-06042				
2006-22	YFM700 Raptor	301-90-10040(7) 301-90-10840(1)	401-90-063041(7)	501-42-06031	*303-90-40068	*Complete Kit	321-90-01015	361-90-01015
2021-22	Tenere 700	301-90-10040(7)	401-90-078041(6)	505-42-06031	*303-90-10097	*Complete Kit		
2018-22	XSR700	301-90-10040(7)	401-90-078041(6)	505-42-06031	*303-90-10097	*Complete Kit		
2022	YZFR7	301-90-10040(4) 301-90-10840(3)	401-90-078041(5) 401-90-089051(1)	501-75-03005				
750cc								
1985	FZ750	301-90-10025(7) 301-90-10825(1)	401-90-078015(7)	501-42-06031				
1988	FZ750	301-90-10025(6) 301-90-10825(2)	401-90-078015(7)	501-42-06031	*303-90-20079	*Complete Kit		
1986	FZ750/ FZR750	301-90-10025(8)	401-90-078015(7)	501-42-06031				
1987-91	FZR750R & OW01	301-90-10025(7) 301-90-10825(2)	401-90-078015(8)	501-42-06031				
1981-83	XJ750	301-90-10040(8)	401-90-063041(7)	501-50-06042				
1982 & UP	XJ750 Maxim	301-90-10025(8)	401-90-063015(7)	501-50-05042				
1981-83	XJ750R Seca	301-90-10025(8)	401-90-063015(7)	501-50-05042				
1977	XS750	301-90-10025(7)	401-90-059015(6)	501-58-06045				
1978-79	XS750	301-90-10025(7)	401-90-063015(6)	501-58-06045				
1981-97	XV750 Virago	301-90-10040(8)	401-90-063041(7)	501-50-06042				
ALL	YZF750 (Dry)	301-90-20012(8)	401-90-055026(7)					

ALL PRODUCTS LISTED BY MAKE

YAMAHA

YAMAHA CLUTCHES

YEAR	MODEL	FRIC. PLATES (QTY.)	STEEL PLATES (QTY.)	SPRING KITS	CLUTCH-KITS	REMARKS / NOTES	CLUTCH BASKET	PRESSURE PLATE
1994-98	YZF750R	301-90-10025(9)	401-90-078015(8)	501-42-06031				
800cc								
2011-13	FZ8	301-90-10040(7) 301-90-10840(1)	401-90-078041(7)	505-42-06031	*303-90-20067	*Complete CF Kit		
850cc								
1992-93	TDM850	301-90-10025(6) 301-90-10825(2)	401-90-078015(7)	501-42-06031	*303-90-20079	*Complete Kit		
1980-81	XS850	301-90-10013(7)	401-90-078015(4) 401-90-063015(2)	501-58-06045				
900cc								
2015-16	FJ-09	301-90-10040(9)	401-90-078041(8)	505-42-06031				
2014-16	FZ-09	301-90-10040(9)	401-90-078041(8)	505-42-06031				
2018-22	MT09	301-90-10040(6) 301-90-10840(3)	401-90-078041(7) 401-90-089051(1)	501-60-03150	*303-90-10096	*Complete Kit		
2021-22	MT09/ Tracer 900	301-90-10040(6) 301-90-10840(3)	401-90-078041(7) 401-90-089051(1)	501-59-03144				
2019-20	Niken	301-90-10040(6) 301-90-10840(3)	401-90-078041 (7) 401-90-089051 (1)	501-60-03150	*303-90-10096	*Complete Kit		
2019-20	Tracer 900	301-90-10040(6) 301-90-10840(3)	401-90-078041(7) 401-90-089051(1)	501-60-03150	*303-90-10096	*Complete Kit		
1983	XJ900 Seca	301-90-10025(8)	401-90-078015(7)	501-50-05042				
2016-21	XSR900	301-90-10040(6) 301-90-10840(3)	401-90-078041(7) 401-90-089051(1)	501-60-03150	*303-90-10096	*Complete Kit		
920cc								
1981-83	XV920 Virago	301-90-10040(8)	401-90-063041(7)	501-50-06042				
950cc								
2017	SCR 950	301-90-10005(9)	401-90-078020(8)		*306-90-20080	*Friction/ Steel Plate Kit		
2009-22	V-Star 950/ Bolt	301-90-10005(9)	401-90-078020(8)		*306-90-20080	*Friction & Steel Plates		
1000cc								
2001-05	FZ-1	301-90-10025(8) 301-90-10823(1)	401-90-078015(8)	505-42-06031				
2006-15	FZ-1	301-90-10040(8) 301-90-10840(1)	401-90-078041(8)	505-42-06031	*303-90-20067	*Complete Kit		
2017	FZ10	301-70-10035(10)	401-45-089011 (2.3 mm-*8) 401-45-078011 (2mm- **AR) 401-45-103011 (2.6mm- **AR)	501-73-03067		*Re-use OE "B" steel plate **As Required		
1987-88	FZR1000	301-90-10025(7) 301-90-10825(2)	401-90-078015(8)	501-42-06031				
1989-92	FZR1000	301-90-10025(6) 301-90-10825(2) 301-90-10725(1)	401-90-078015(8)	501-42-06031				
1993-97	FZR1000	301-90-10025(7) 301-90-10825(1) 301-90-10725(1)	401-90-078015(8)	501-42-06031				
1993-94	GTS1000	301-90-10025(7) 301-90-10825(1) 301-90-10725(1)	401-90-078015(8)	501-42-06031				
2019-20	MT10	301-70-10035(10)	*401-45-089011(8)	501-73-03067		*Re-use OE "B" steel plate		
1984-96	XV1000	301-90-10040(8)	401-90-063041(7)	501-50-06042				

CONTINUED ON NEXT PAGE

ALL PRODUCTS LISTED BY MAKE

YAMAHA

YAMAHA CLUTCHES

YEAR	MODEL	FRIC. PLATES (QTY.)	STEEL PLATES (QTY.)	SPRING KITS	CLUTCH-KITS	REMARKS / NOTES	CLUTCH BASKET	PRESSURE PLATE
1997	YZF1000R	301-90-10025(8) 301-90-10725(1)	401-90-078015(8)	501-42-06031				
1998-03	YZF1000R1	301-90-10005(7) 301-90-10831(1)	401-90-078020(7)	511-90-10003 Spring Conversion Kit (See pg. 125)	*302-90-10055 **302-90-20055	*Kevlar Friction Plate Kit **CF Friction Plate Kit		
2004-06	YZF-R1	301-90-10040(8) 301-90-10840(1)	401-90-078041(8)	505-42-06031	*303-90-20067	*Complete Kit		
2006	YZF-R1 Ltd. Edition	301-90-10040(8) 301-90-10840(1)	401-90-063041 (AR-1.6mm) 401-90-078041 (8-2mm) 401-90-089041 (AR-2.3mm)	501-50-06053	*303-90-20085	*Complete Kit		
2007-08	YZF-R1	301-90-10040(8) 301-90-10840(1)	401-90-063041 (AR-1.6mm) 401-90-078041 (8-2mm) 401-90-089041 (AR-2.3mm)	501-50-06053	*303-90-20085	*Complete Kit		
2009-14	YZF-R1	301-90-10040(9)	401-90-063041 (AR-1.6mm) 401-90-078041 (8-2mm) 401-90-089041 (AR-2.3mm)	501-50-06053	*303-90-20086	*Complete Kit		
2015-22	YZF-R1	301-70-10035(10)	401-45-089011 (2.3 mm-*8) 401-45-078011 (2mm- **AR) 401-45-103011 (2.6mm- **AR)	501-73-03067		*Re-use OE "B" steel plate **As Required		
2016-22	YXZ1000R (SXS)			511-90-10010 Spring Conversion Kit (See pg. 125) 502-00-01009 Heavy Duty Diaphragm Spring	*306-90-10092 **306-90-10093 (Competition Kit)	*Consists of all friction/ steel plates **Includes 11 'wide' friction plates/ 10 steels. Eliminates OE cushions/ seats		
2017-22	YXZ1000R SS (SXS)	301-90-10005(9) 301-90-10831(1)	401-90-103020(8) 401-90-078020(1)		*306-90-10094	*Clutch Plate Kit- Kevlar. Consists of 10 frictions and 9 steels		

1100cc

1984-85	FJ1100		401-90-078020(7)	511-90-10001 Spring Conversion Kit (See pg. 125)	*302-90-10031	*Friction Plate Kit		
1982	XJ1100 Maxim	301-90-10005(8)	401-90-078020(7)	501-58-06045				
1978-81	XS1100	301-90-10005(8)	401-90-078020(7)	501-58-06045				
1986-98	XV1100 Virago	301-90-10040(8)	401-90-078041(7) 401-90-089041(1)	511-90-10006 Spring Conversion Kit (See pg. 125)	*306-90-10072	*Frictions & Steel Plates		
1999-09	XVS1100 V-Star							

ALL PRODUCTS LISTED BY MAKE

YAMAHA

YAMAHA CLUTCHES

YEAR	MODEL	FRIC. PLATES (QTY.)	STEEL PLATES (QTY.)	SPRING KITS	CLUTCH-KITS	REMARKS / NOTES	CLUTCH BASKET	PRESSURE PLATE
1200cc								
1986-93	FJ1200		401-90-078020(7)	511-90-10001 Spring Conversion Kit (See pg. 125)	*302-90-10031	*Friction Plate Kit		
1985-07	VMX12 V-Max		401-90-089050(7)	511-90-10002 Spring Conversion Kit (See pg. 125)	*306-90-20082 **302-90-20037	*Frictions & Steel Plates **Friction Plate Kit		
1996-98	XJR1200		401-90-078020(7)	511-90-10001 Spring Conversion Kit (See pg. 125)	*302-90-10031	*Friction Plate Kit		
1983-85	XVZ12 Venture		401-90-089050(7)	501-50-06053	*306-90-20082 **302-90-20037	*Frictions & Steel Plates **Friction Plate Kit		
2010-22	XTZ12 Super Tenere	301-90-10005(8) 301-90-10831(1)	401-90-078020(8)	511-90-10009 Spring Conversion Kit (See pg. 125)	*306-90-10073	*Frictions & Steel Plates		
1300cc								
2003-15	FJR1300	301-90-10005(8) 301-90-10831(1)	401-90-078020(8)	511-90-10033 Spring Conversion Kit (See pg. 125)	*306-90-10073	*Frictions & Steel Plates		
2016-22	FJR1300	301-90-10005(6) 301-90-10831(3)	401-90-078020(7) 401-90-089052(1)	501-74-03149				
2007-17	V-Star 1300/ Stryker	301-90-10005(8) 301-90-10831(1)	401-90-078020(8)		*306-90-10073	*Frictions & Steel Plates		
1999-11	XJR1300		401-90-078020(7)	511-90-10001 Spring Conversion Kit (See pg. 125)	*302-90-10031	*Frictions Plate Kit		
1986-13	XVZ13 Venture Royal Star		401-90-089050(7)	**511-90-10002 Coil Spring Conversion Kit (See pg. 125)	*306-90-20082 **302-90-20037	*Frictions & Steel Plates **Friction Plate Kit		
1600cc								
1999-03	Road Star 1600		401-90-089050(8)	511-90-10002 Spring Conversion Kit (See pg. 125)	*306-90-20083 **302-90-20056	*Frictions & Steel Plates **Friction Plate Kit		
1700cc								
2004-07	Road Star 1700		401-90-089050(8)	511-90-10002 Coil Spring Conversion Kit (See pg. 125)	*306-90-20083 **302-90-20056	*Frictions & Steel Plates **Friction Plate Kit		
2002-09	Road Star Warrior	301-90-10937(6) 301-90-10837(3)	401-90-089050(8)	511-90-10002 Coil Spring Conversion Kit (See pg. 125)	*306-90-10084 **302-90-10074	*Frictions & Steel Plates **Friction Plate Kit		
2008-14	Road Star							
2005-09	MT-01	301-90-10005(9) 301-90-10831(1)	401-90-078020(9)	511-90-10008 Coil Spring Conversion Kit (See pg. 125)				

CONTINUED ON NEXT PAGE

ALL PRODUCTS LISTED BY MAKE

YAMAHA

YAMAHA CLUTCHES

YEAR	MODEL	FRIC. PLATES (QTY.)	STEEL PLATES (QTY.)	SPRING KITS	CLUTCH-KITS	REMARKS / NOTES	CLUTCH BASKET	PRESSURE PLATE
2009-20	VMX17 V-Max	301-90-10005(10)	401-90-078020 (9-2mm) 401-90-063020 (*AR-1.6mm) 401-90-103020 (*AR-2.6mm)		**306-90-20081	*As Required **Frictions/ Steels		
1900cc								
2008-12	XV19 Raider	301-90-10005(10) 301-90-10831(1)	401-90-078020(10)	511-90-10007 Spring Conversion Kit (See pg. 125)	*306-90-10075	*Frictions & Steel Plates		
2006-12	XV19 Roadliner/ Stratoliner	301-90-10005(10) 301-90-10831(1)	401-90-078020(10)	511-90-10007 Spring Conversion Kit (See pg. 125)	*306-90-10075	*Frictions & Steel Plates		
2013-17	XV19 Raider/ Roadliner/ Stratoliner	301-90-10005(8) 301-90-10831(3)	401-90-078020(9) 401-90-099052(1)					
2018-21	XV19 Star Venture/ Eluder	301-90-10005(8) 301-90-10831(3)	401-90-078020(9) 401-90-099052(1)	501-53-03114				

MODEL/YEAR PART

YAMAHA OFF-ROAD CLUTCH BASKETS

YZ85 (2002-21)	321-90-01002
YZ125 (1994-04)	321-90-01003
YZ125 (2005-22)	321-90-01033
WR250F (2001-13)	321-90-01005
YZ250F (2001-08)	321-90-01005
YZ250 (1993-22)	321-90-01004
YZ250X (2016-22)	321-90-01004
YFZ350 Banshee (1987-06)	321-90-01006
YZ400F (1989-99)	321-90-01014
WR400F (1998-00)	321-90-01014
YZ426F (2001-02)	321-90-01009
YFZ450 (2007-09, 2012-13)	321-90-01016
YFZ450R/X (2009-13)	321-90-01013
YZ450F (2003)	321-90-01010
YZ450F (2004-22)	321-90-01013
YZ450FX (2016-22)	321-90-01013
WR450F (2003)	321-90-01010
WR450F (2004-18, 2020-2022)	321-90-01013
YFM660 Raptor (2001-05)	321-90-01014

YAMAHA CLUTCH CLUTCH BASKET CUSHIONS

YZ125 (1994-04)	323-90-06243
WR250 (1993-97)	323-90-08243
YZ250 (1993-22)	323-90-08243
YZ250X (2016-22)	323-90-08243
YFZ350 Banshee (All)	323-90-08094
WR450F (2003-18)	323-90-08594
YZ450F (2003-22)	323-90-08594
YZ450FX (2016-22)	323-90-08594

MODEL/YEAR PART

YAMAHA OFF-ROAD PRESSURE PLATES

YZ125 (1993-22)	361-90-01005
WR250F (2001-18)	361-90-01005
YZ250 (2000-22)	361-90-01004
YZ250F (2001-18)	361-90-01005
YZ250FX (2015-19)	361-90-01005
YZ250X (2016-22)	321-90-01004
YFZ350 Banshee (1988-06)	361-90-01006
WR450F (2003-18)	361-90-01004
YFZ450 (2004-09, 2012-13)	361-90-01012
YZ450F (2003-06)	361-90-01004
YZ450FX (2016-18)	361-90-01004
YFM700 Raptor (2006-22)	361-90-01015

YAMAHA OFF-ROAD CLUTCH COVERS

WR250F (2001-13)	341-90-01005
YZ250 (1999-22)	341-90-01099
YZ250F (2001-13)	341-90-01005
YZ250X (2016-22)	341-90-01099
WR450F (2003-15)	341-90-01013
WR450F (2016-22)	341-90-01023
YFZ450 (2004-22)	341-90-01013
YZ450F (2003-09)	341-90-01013
YZ450F (2010-22)	341-90-01023
YZ450FX (2016-22)	341-90-01023

ALL PRODUCTS LISTED BY MAKE

YAMAHA

Converts diaphragm spring to six coil springs. Provides a more positive, controllable engagement. CNC machined from billet aluminum. Bolt-on installation - No modifications required.

YAMAHA CLUTCH SPRING CONVERSIONS



DESCRIPTION	PART #
Fits all FJ1100/1200 and XJR1200/1300	511-90-10001
Optional Heavier Duty Spring Set	501-82-06023



DESCRIPTION	PART #
Fits 2003-15 FJR1300	511-90-10033



DESCRIPTION	PART #
Fits 2010-22 XTZ 12 Super Tenéré	511-90-10009



DESCRIPTION	PART #
Fits YZF1000R1 models (1998-03)	511-90-10003



DESCRIPTION	PART #
Fits all V-Max (Thru '07), XVZ 13, Road Star Models	511-90-10002
Optional Heavier Duty Spring Set	501-82-06023



DESCRIPTION	PART #
Fits XV19 Raider (2008-12) and XV19 Roadliner/Stratoliner (2006-12)	511-90-10007



DESCRIPTION	PART #
Fits XVS1100 V-Star Models (1999-09) XV1100 Virago (1986-98)	511-90-10006
Optional Heavier Duty Spring Set	501-64-06088



DESCRIPTION	PART #
Fits MT-01 (2005-09)	511-90-10008



DESCRIPTION	PART #
Fits YXZ1000R (SXS) (2016-22)	511-90-10010
Note: Does not fit "SS" model or Rekluse clutch	

ALL PRODUCTS LISTED BY MAKE

YAMAHA

MODEL / DESCRIPTION	PART # - STAINLESS W/ CLEAR	PART # - PLATINUM SERIES	PART # - TRADITIONAL BLACK
YAMAHA CABLES			
XVS650 V-Star Classic / Silverado - 1998-04			
Throttle (Pull)	102-90-30001	106-90-30001	101-90-30001
Throttle (Push)	102-90-40001	106-90-40001	101-90-40001
Clutch	102-90-10001	106-90-10001	101-90-10001
XVS650 V-Star Classic / Silverado - 2005-10			
Throttle (Pull)	102-90-30009	106-90-30009	101-90-30009
Throttle (Push)	102-90-40009	106-90-40009	101-90-40009
Clutch	102-90-10001	106-90-10001	101-90-10001
XVS650 V-Star Custom - 1998-00			
Throttle (Pull)	102-90-30001	106-90-30001	101-90-30001
Throttle (Push)	102-90-40001	106-90-40001	101-90-40001
Clutch	102-90-10007	106-90-10007	101-90-10007
XVS650 V-Star Custom - 2001-16			
Throttle (Pull)	102-90-30007	106-90-30007	101-90-30007
Throttle (Push)	102-90-40007	106-90-40007	101-90-40007
Clutch	102-90-10007	106-90-10007	101-90-10007
V-Star 950/V-Star 950 Tourer - 2009-17			
0.047 in	102-90-30018	106-90-30018	101-90-30018
Throttle (Push)	102-90-40018	106-90-40018	101-90-40018
Clutch	102-90-10018	106-90-10018	101-90-10018
V-Star 950 Bolt - 2014-21			
Throttle (Pull)	102-90-30020	106-90-30020	101-90-30020
Throttle (Push)	102-90-40020	106-90-40020	101-90-40020
Clutch	102-90-10020	106-90-10020	101-90-10020
XVS1100 V-Star Classic / Silverado - 2000-09			
Throttle (Pull)	102-90-30004	106-90-30004	101-90-30004
Throttle (Push)	102-90-40004	106-90-40004	101-90-40004
Clutch	102-90-10004	106-90-10004	101-90-10004
Choke	102-90-50004	106-90-50004	101-90-50004
XVS1100 V-Star Custom - 1999-09			
Throttle (Pull)	102-90-30005	106-90-30005	101-90-30005
Throttle (Push)	102-90-40005	106-90-40005	101-90-40005
Clutch	102-90-10005	106-90-10005	101-90-10005
Choke	102-90-50004	106-90-50004	101-90-50004
V-Star 1300 / V-Star 1300 Tourer - 2007			
Throttle (Pull)	102-90-30015	106-90-30015	101-90-30015
Throttle (Push)	102-90-40015	106-90-40015	101-90-40015
Clutch	102-90-10015	106-90-10015	101-90-10015


MODEL / DESCRIPTION	PART # - STAINLESS W/ CLEAR	PART # - PLATINUM SERIES	PART # - TRADITIONAL BLACK
V-Star 1300 / Tourer/Deluxe - 2008-17			
Throttle (Pull)	102-90-30015	106-90-30015	101-90-30015
Throttle (Push)	102-90-40015	106-90-40015	101-90-40015
Clutch	102-90-10016	106-90-10016	101-90-10016
XVZ13 Royal Star Tour Deluxe - 2005-10			
Throttle (Pull)	102-90-30010	106-90-30010	101-90-30010
Throttle (Push)	102-90-40010	106-90-40010	101-90-40010
XVZ13 Royal Star Venture / Midnight Venture - 1999-04			
Throttle (Pull)	102-90-30006	106-90-30006	101-90-30006
Throttle (Push)	102-90-40006	106-90-40006	101-90-40006
XVZ13 Royal Star Venture / Midnight Venture - 2005-13			
Throttle (Pull)	102-90-30013	106-90-30013	101-90-30013
Throttle (Push)	102-90-40013	106-90-40013	101-90-40013
XVZ13 Royal Star / Tour Classic / Tour Deluxe - 1996-03			
Throttle (Pull)	102-90-30002	106-90-30002	101-90-30002
Throttle (Push)	102-90-40002	106-90-40002	101-90-40002
1300 STRYKER - 2011-17			
Throttle (Pull)	102-90-30019	106-90-30019	101-90-30019
Throttle (Push)	102-90-40019	106-90-40019	101-90-40019
Clutch	102-90-10019	106-90-10019	101-90-10019
1600 / 1700 Road Star / Silverado / Ltd. Edit. - 1999-04			
Throttle (Pull)	102-90-30003	106-90-30003	101-90-30003
Throttle (Push)	102-90-40003	106-90-40003	101-90-40003
Clutch	102-90-10003	106-90-10003	101-90-10003
1700 Road Star / Silverado - 2005-14			
Throttle (Pull)	102-90-30011	106-90-30011	101-90-30011
Throttle (Push)	102-90-40011	106-90-40011	101-90-40011
Clutch	102-90-10003	106-90-10003	101-90-10003
1700 Road Star Warrior - 2002-03			
Throttle (Pull)	102-90-30008	106-90-30008	101-90-30008
Throttle (Push)	102-90-40008	106-90-40008	101-90-40008
Clutch	102-90-10008	106-90-10008	101-90-10008
1700 Road Star Warrior - 2004-09			
Throttle (Pull)	102-90-30012	106-90-30012	101-90-30012
Throttle (Push)	102-90-40012	106-90-40012	101-90-40012
Clutch	102-90-10012	106-90-10012	101-90-10012
XV19 Raider / Raider S - 2008-17			
Throttle (Pull)	102-90-30017	106-90-30017	101-90-30017
Throttle (Push)	102-90-40017	106-90-40017	101-90-40017
XV19 Roadliner / Stratoliner - 2006-14			
Throttle (Pull)	102-90-30014	106-90-30014	101-90-30014
Throttle (Push)	102-90-40014	106-90-40014	101-90-40014

YAMAHA

YAMAHA BRAKE AND CLUTCH LINES

NOTE: Available in Stainless Cables w/Clear Coat. Add prefix ("252-90") to part number.

DESCRIPTION	FRONT BRAKE	REAR BRAKE	HYDRAULIC CLUTCH LINE
XV750 VIRAGO 1988-98	12827		
XV650 V-STAR 1998-14	11832		
V-STAR 950 2009-10	11883		
XV1100 VIRAGO 1988-99	12826		
XV1100 V-STAR 1999-09	12838	21838	
VMX1200 V-MAX 1985-07	12824	21824	31824
V-STAR 1300 2007-09	12875		
1300 STRYKER 2011-17	11887		
XVZ1300 ROYAL STAR 1996-11	12825	21825	31825
1600 ROAD STAR 1999-03	12827	21837	
1700 ROAD STAR WARRIOR 2002-03	12855	21855	
ROAD STAR WARRIOR 2004-09	12864		
ROAD STAR SILVERADO 1999-03	12837		
ROAD STAR 2004-14	12865	21865	
ROADLINER/STRATOLINER 2006-14	12872		31872
RAIDER/RAIDER S 2008-14	12879		31879



UNIVERSAL CABLES, BULK CASING, FITTINGS & ADJUSTERS

UNIVERSAL CABLE ASSEMBLIES/INNER REPLACEMENT CABLES

UNIVERSAL CABLE ASSEMBLIES

Universal Throttle Cable Assembly

For use with Mikuni carbs to 38mm. Can also be used with other carbs. Housing length - 42", exposed wire - 41/2". Use with standard or quick action throttles

42" casing **101-80-30001**
50" casing **101-80-30001-08**

Universal Throttle Cable Assembly

Will fit most machines. Comes complete with twist-grip fitting, midway adjuster. Bottom (carb) end is bare with solder-on slide lift fitting and casing ferrule furnished.

45" casing **101-80-30002**
53" casing **101-80-30002-08**

Universal Clutch and Brake Cable

Will fit most British and European machines. Comes with 3/8" lever fitting. Bottom end is bare with solder fitting and casing ferrule furnished. Trim to fit your needs.

51" casing **101-80-10001**
59" casing **101-80-10001-08**

Universal Clutch and Brake Cable

Will fit most Japanese machines using 5/16" lever fitting. Bottom end is bare with solder-on fitting and casing ferrule. Trim to fit your needs.

48" casing **101-80-10002**
56" casing **101-80-10002-08**

Universal Brake Cable

Will fit most British and European machines. Comes with 3/8" lever fitting. Bottom end is bare with our No. 101-80-34372 cable clamp furnished. Trim to fit your needs.

48" casing **101-80-10003**
56" casing **101-80-10003-08**

THROTTLE CABLE, STRAIGHT-PULL

Universal Throttle Cables

Fits in-line throttle to popular Mikuni, Keihin, Bing, and Del'Orto carburetors. 42" housing.

Magura 312/314 **101-80-30006**
Gunnar Gasser **101-80-30007**

NYLON THROTTLE CABLES

These nylon cables come complete with all necessary fittings, ferrules and adjusters. No soldering or crimping required. All you need is a sharp knife or razor! Trim housing for correct exposed wire.

Universal Nylon Throttle Cable

48" long **101-80-30003**

Nylon Throttle Cable Assembly

These are the same as our No. 101-80-30003 except they have a midway adjuster installed to assist in fine tuning.

48" long **101-80-30004**

Push-pull Cable Set

The following is a cable set of TWO cables (*one pull, one push*) that will adapt our #121-80-30712 Push-Pull Throttles to popular aftermarket carburetor kits. The cables are nylon-lined with 10mm elbows and 6mm carb linkage adjusters. Cable housing is approximately 32" long. Will fit most standard set ups using clip-ons or Super Bike type bars. These cables will not fit a stock push-pull throttle, only our #121-80-30712. (*Throttle not included*).

Push-Pull Throttle Cable Set.

Fits Mikuni smooth bore, Keihin, Mallossi, and Del'Orto carburetor **101-80-30005**

INNER REPLACEMENT CABLES

Throttle Cable

For Amal throttle, old style, 60" long. Fits most British, European machines. Sold ea. **101-80-31001**

Throttle Cable

For Amal throttle No. 366/2. Made with 3/16" spherical ball for better cable alignment. 60" long. Sold ea. **101-80-31002**

Throttle Cable

As used on Japanese machines. General usage. 60" long. 6mm diameter fitting. Sold ea. **101-80-31003**

Throttle Cable-Moped

Inner cable with .187 cable end. 51" long. Fits the majority of mopeds. Sold ea. **101-80-31004**

Throttle Cable-Scooter

Fits Vespa and general usage, 70" long. (*Vespa No. 139630*). Sold ea. **101-80-31005**

Gear Shift Cable - Vespa

75" long. Sold ea. **101-80-31006**

Clutch/Brake Cable - Scooter




Fits Vespa and general usage, 98" long. (*Vespa No. 118313*) Sold ea. **101-80-31007**







Clutch and Brake Cable

Universal - 3/8" diameter lever fitting, as used on British machines (*61" long*) **101-80-11001**
5/16" diameter fitting at lever handle, used on Honda, Yamaha and other machines. **101-80-11002**

UNIVERSAL CABLES, BULK CASING, FITTINGS & ADJUSTERS

BULK CABLE, CASING & FITTINGS/CABLE ENDS

BULK CABLE, CASING & FITTINGS	
Control Cables - Inner Black	
Throttle Cable	
Standard used on most Japanese and European machines. .063" diameter. Also fits Mopeds and bicycles. 50 ft.	111-80-10062
Throttle Cable	
Used on Harley-Davidson, Moto-Guzzi, Moped and others. .047" diameter.	
	50 ft 111-80-10047
Throttle Cable	
Extra-flexible 7x7 strand. For use with elbows, sharp bends, etc. .062" diameter. 50 ft	
	50 ft 111-80-10063
Clutch and Brake Cable	
Standard used on most Japanese and European machines. .083" diameter. 50 ft	111-80-20083
Clutch and Brake Cable	
Extra-flexible 7x7 strand. .078" diameter.	
	50 ft 111-80-20078
Clutch and Brake Cable	
Used on Harley Sportsters and Big Twins. Also rear brake cable usage. .125" diameter.	
	50 ft 111-80-20125
LINED-CONTROL CASING-BULK	
Clutch and Brake Casing	
A new heavy duty control casing that is .340" in diameter. It is lined with super slippery HDPE. Black vinyl jacket. Can be used with any cable to .125" diameter. Our 111-80-23063 ferrule is the standard end cap for this casing. (Note: This replaces our #40-A casing)	
	111-80-21080
Cable Casing	
Made of hard-drawn Spring Wire, black PVC coating and HDPE liner. Smooth, flexible available in following sizes:	
.237" O.D., cable up to .060" (1.5 mm)	111-80-11030
.250" O.D. for for cable up to .083" (2 mm) diameter	111-80-21040
CABLE ENDS	
Throttle Cable Fittings	
For twist-grip or throttle end. Drum-shaped solder fittings:	
.235" O.D. x .150" Amal throttle early British & European machines (25 per pkg)	111-80-14001
.235" O.D. x .175" later British and some Japanese machines (25 per pkg)	111-80-14002
.220" O.D. Smaller fitting for Hodaka and smaller Japanese and European bikes (25 per pkg)	111-80-14004
.235" O.D. x .240" Japanese machines (20 per pkg)	111-80-14003
.250" O.D. for Harley-Davidson usage (20 per pkg)	111-80-14061

Throttle Fitting	
3/16" diameter ball (25 to pkg)	111-80-12471
1/8" diameter ball (25 to pkg)	111-80-12488
Slide Lift Fitting	
For throttle cables, carb end. Used on virtually all motorcycles and mopeds .125" diameter (50 to pkg)	
1/16" wire	111-80-12048
3/64" wire	111-80-12148
Compression Release Fitting	
Cable end at handlebar with .0625" hole diameter for AJS, Matchless, BSA and Norton (.240" O.D.) (20 to pkg)	111-80-12154
Front Brake Fitting	
Cable end at drum with .086" hole diameter for AJS, Matchless (.240" O.D.) (20 to pkg)	111-80-22254
Clutch Fitting	
Cable end at transmission with .105" diameter hole for BSA. (.250" O.D.) (20 to pkg)	111-80-22354
Cable End	
For clutch and brake. Motorcycles and mopeds (.205" O.D.) (20 to pkg)	111-80-22054
With .086" hole diameter for clutch and brake standard cables (.250" O.D.) (20 to pkg)	111-80-22055
Same fitting as No. 111-80-22055 above except with .105" diameter hole for heavy duty BSA cable (.250" O.D.) (20 to pkg)	111-80-22155
For use with our 111-80-24558 slotted barrel nipple (.187" O.D.) (20 to pkg)	111-80-22255



UNIVERSAL CABLES, BULK CASING, FITTINGS & ADJUSTERS

CABLE ENDS/CASING FERRULES

CABLE ENDS - CONTINUED

Cable Fitting

Throttle fitting, carburetor end, at Bell-crank.
6x10mm (10 per pkg)

111-80-24125

Standard Cable Fitting

3/8" diameter .086" hole (10 to pkg)

111-80-24050

Cable Fitting

Same fitting as No. 111-80-24050 except with
.105" hole for heavy duty cable (10 per pkg)

111-80-24150

Clutch and Brake Fitting

5/16" diameter for Honda, Yamaha, etc.
(10 per pkg.)

111-80-24250

Clutch and Brake Swivel

Chrome-plated fitting. Use with our No. 54
cable end. General usage on most European
machines and any lever requiring a
3/8" x 7/16" swivel (10 per pkg.)

111-80-24380

Same as our No. 111-80-24380 but
3/8" x 5/8" in size. Fits late British machines
(10 per pkg.)

111-80-24383

Clutch and Brake Swivel

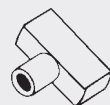
Chrome-plated lever fitting. Use with our No.
111-80-22255 cable end. General usage on most
Japanese machines and any lever requiring a
5/16" swivel. (10 per pkg)

111-80-24516

Carb Fitting, Harley-Davidson

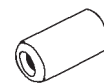
As used on 1974-75 FX/FL. Slips over inner cable
at carb clamp (H.D. No. 56302-74) (10 per pkg.)

111-80-12049

Clutch Cable "T"

For Sportster and 165 models. Fits at clutch lever
fork. Made of brass, easy to solder. (sold each)

111-80-22063

Harley-Davidson Fitting

Brass cable end .250" O.D. .125" I.D. .500" in
length, for 1/8" cable (10 per pkg.)

111-80-22250

Brass Cable End, Short

For late XL, FX models. .250" O.D., .240" in
length. (10 per pkg.)

111-80-22251

**Slotted Barrel Fitting
For Clutch and Brake Levers**

For Japanese applications. 8mm (5/16")
in diameter. Standard for clutch and brake
levers (10 per pkg.)

111-80-24518

For British and European applications. 3/8"
diameter. Standard for clutch and brake
levers (10 per pkg.)

111-80-24558

Slotted Bushing

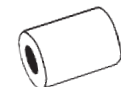
1/4" O.D. Harley Throttles (10 per pkg.)

111-80-14062

Triumph Front Brake Arm (ea.)

111-80-14453

CASING FERRULES

Ferrule

Fits our No. 41 throttle casing for all throttle,
air, spark, .220" diameter. (30 to pkg.)

111-80-13052

Ferrule

Fits our No. 111-80-11030 clutch and brake
casing. (20 to pkg.)

111-80-13053

Split Socket or Casing Stop

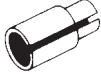
For Amal throttle. Large size.
(10 to pkg.)

111-80-13045

UNIVERSAL CABLES, BULK CASING, FITTINGS & ADJUSTERS

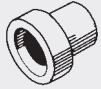
CASING FERRULES/CLEVIS'/JUNCTION BOXES/COVERS

Split Socket or Casing Stop



Small size Amal throttle. No. 366/2. (10 to pkg.) **111-80-13458**

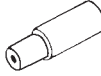
Ferrule



Derby hat fitting. Fits at top of Amal carburetor. (20 to pkg.) **111-80-13046**

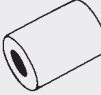
Ferrules

Step-down ferrules to adapt our #111-80-21080 casing to European and Japanese levers, adjusters, brackets, etc. (10 per pkg.)




(.265" dia.) **111-80-23035**
 (.312" dia.) **111-80-23033**

Ferrules



Standard Harley-Davidson end cap for use on Big Twins and Sportsters. Use with our #111-80-21080 casing. .375" diameter. (10 per pkg.) **111-80-23063**

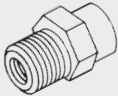
Ferrule



For use on 1968 and later Big Twins and 1971 and later Sportsters, clutch cables. **111-80-23619**
 (10 per pkg.)

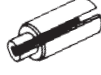
ABUTMENT - TRIUMPH

Triumph Clutch Cable Adapter



Fits 500/650 unit twins thru 1967 (Tri. No. T1644) **111-75-27971**

Triumph Clutch Ferrules

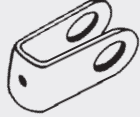


Slotted ferrules, adapts clutch cable to engine case abutment. (Tri. No. T1645)

1-1/16" long (10 per pkg.) **111-75-23451**

CLEVIS, CLUTCH AND BRAKE

Clevis




Used on Harley-Davidson mouse-trap clutch cables **111-80-30617**

For clutch and brake, Japanese and general usage. 1/4" hole x 1-1/2" long. **111-80-30618**

For Japanese clutch cables and general usage, 1/4" hole x 7/8" long **111-80-30111**

JUNCTION BOXES


Junction Box 1 to 2



Our junction box is designed for universal usage. Where dual carb., single cable application is desired.

(Complete - 1-1/2" Travel) **111-80-31001**
 (Complete - 2" Travel) **111-80-31002**


Junction Box, 1 to 4



For universal applications where a single cable is desired to operate 4 carbs, three and an accelerator pump, etc. Provides 2" travel. **111-80-31004**

CONTROL COVERS

Cable Cover



Fits casing to 1/4" in diameter, 1-1/4" long

Red **111-80-32010**
 Blue **111-80-32011**
 Black **111-80-32012**

UNIVERSAL CABLES, BULK CASING, FITTINGS & ADJUSTERS

COVERS/FITTING ASSORTMENTS/ADJUSTERS

CONTROL COVERS - CONTINUED

Cable Cover



Fits larger clutch and brake casing. 2" long

Red 111-80-32020
Blue 111-80-32021
Black 111-80-32022

Cable Cover



Black, accordion-style Boot for Harley-Davidson Clutch Cables, 1987 & later Big Twins & Sportsters

111-80-32088

Cable Cover

Black, throttle/idle cables Harley Davidson style

111-80-32076

PLASTIC CASES FOR CONTROL PARTS

Plastic Case

Contains 18 compartments. Size: 8-3/8 x 4-1/2" x 1-1/4"

709-80-02018

Plastic Case

Contains 18 compartments. Size: 10-3/4" x 6-1/8" x 1-3/4"

709-80-02020

Plastic Case

Contains 12 compartments. Size: 10-3/4" x 6-1/8" x 1-3/4". Has six 2" square and six 2x4" compartments. Ideal for nuts and bolts

709-80-02030

CONTROL FITTING ASSORTMENTS

British Fitting Assortment

Properly proportioned to their specific usage, these assortments contain cable fittings of every description. Ideal for the shops and mechanics doing cable repairs. Includes handy plastic case.



(shown) British Motorcycles (21 different fittings included- 170 total).

111-80-33400



RALPH STRAPOLI

Japanese Fitting Assortment

Japanese Motorcycles (19 different fittings included- 170 total)

111-80-33500

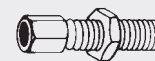
Harley Fitting Assortment

Harley-Davidson Motorcycles (19 different fittings included- 161 total)

111-80-33600

ADJUSTERS

Adjuster



For Japanese clutch and brake. 7mm x 30mm.

111-80-25004

For Japanese clutch and brake. 8mm x 35mm

111-80-25005

For Hodaka and Ducati clutch, 6mm x 20mm

111-80-25006

Adjuster



Thumb screw, slotted for clutch and brake levers. Fits Honda and others, 8mm.

111-80-25001

Moped and motorcycle general usage at carb. and throttle. Slotted and knurled. 6mm thread.

111-80-15007

Adjuster



For Honda clutch, 8mm x 35mm.

111-80-25009

Adjuster



Mikuni carbs, 6mm x .75mm fine thread.

111-80-15018

Adjuster



General usage. Japanese push-pull throttle cable, carb end. 6mm x 25mm.

111-80-15750

Adjuster



For clutch on 1968 and later Triumph/BSA and H.D. Big Twins thru 1967. 5/16" x 24 thread.

111-80-25973

For clutch on H-D 74, 1968-1983 3/8" x 24 thread

111-80-25974


Clutch, adjuster as used on late Sportster. 5/16"-24 x 3".

111-80-25976

UNIVERSAL CABLES, BULK CASING, FITTINGS & ADJUSTERS

ADJUSTERS/ELBOWS/CABLE CLAMPS


Adjuster



BSA, Triumph and other British. Clutch and brake at lever. 3/8-26. **111-80-25975**
(Note: Not slotted)

BSA, Triumph and other British at clutch and brake lever. Slotted adjuster and nut. **111-80-25016**

Midway Adjuster




Fits casing up to .250" diameter. Use for throttle, clutch or brake. Use in making new cables or as a cable splice. (5/8" adjustment) **111-80-16056**

Same as our No. 111-80-16056 adjuster except with 1-1/4" of adjustment. **111-80-16571**


Large, in-line adjuster as used on Harley-Davidson Evolution clutch cables. **111-80-26572**

Adjuster



As used on Harley-Davidson Evolution clutch cable trans end. (.340" diameter casing) **111-80-26979**

ELBOWS



All elbows are Polished and Chrome Plated w/ Teflon Liner.

Elbow, Throttle
Harley-Davidson, 1/4-20 thread, 90° bend **111-80-17002**

Elbow, Throttle/Carb
Carb conversions for Harley-Davidson and general usage. Plain-ended. No thread. 215" diameter, 90° bend **111-80-17005**

Elbow, Throttle/Carb
Fits Mikuni carbs, fine thread, 6mm x .75mm. 90° bend. **111-80-17006**

Elbow, Throttle
Harley-Davidson, dual cable models. 5/16-18 thread, 130° bend **111-80-17507**

Elbow, Throttle
Harley-Davidson, dual cable models. 1/4-20 thread, 130° bend. **111-80-17502**

Elbow, Throttle
Harley-Davidson, dual cable models. 5/16-18 thread, 90° bend **111-80-17007**

Elbow, Throttle
For Japanese 'push-pull' cables. 10mm, 90° bend. **111-80-17010**

Elbow, Throttle
For Japanese 'push-pull' cables. 12mm, 90° bend. **111-80-17012**

Elbow, Throttle
96 & up Harley-Davidson, 90° bend. **111-80-17015**

Elbow, Idle
96 & up Harley-Davidson, 90° bend. **111-80-17016**


Elbow, Throttle
96 & up Harley-Davidson, 130° bend. **111-80-17515**

Elbow, Idle
96 & up Harley-Davidson, 130° bend. **111-80-17516**

CABLE CLAMPS


These cable clamps fit standard cables at lever or throttle end. Great for those emergency repairs out on the road. Carry one in your tool kit. Also excellent for making your own cables.

Cable Clamp




3/16" diameter, use on moped throttle, minibikes, etc. (10 per pkg.) **111-80-34188**

Cable Clamp




General usage, .235" (6mm) diameter. (10 per pkg.) **111-80-34235**

Cable Clamp



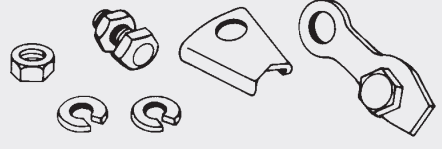
Japanese bikes clutch and brake, moped brake. 5/16" diameter. (10 per pkg.) **111-80-34312**

Cable Clamp



British and European clutch and brake. 3/8" diameter (ea.) **111-80-34375**

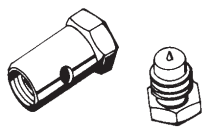
Cable Clamp



Universal type for use on BSA, Norton, Triumph. (ea.) **111-80-34372**

CABLE CLAMPS FOR HARLEY-DAVIDSON

Cable Clamp



For use on HD Sportster, Big Twin and 165 models. Fitted to hand lever for emergency or permanent use. Can also be used on Hydra-Glide. Easy to install. .460" O.D. **111-80-34460**

CONTINUED ON NEXT PAGE

MISCELLANEOUS

LEVER BUSHINGS AND ADAPTERS / REDUCER SLEEVES / SOLID MOUNT ADAPTERS

LEVER BUSHINGS

These lever bushings are great for that vintage bike you're restoring or that old school chopper you're building.

LEVER BUSHING FOR HARLEY-DAVIDSON



Slotted swivel fits H-D levers for models thru 1986. Accepts Harley cable end, plated and furnished with cotter pin **122-30-11816**

LEVER BUSHING FOR HARLEY-DAVIDSON



Brass swivel fits stock H-D levers from 1968-86 **122-30-11815**

LEVER BUSHING FOR HARLEY-DAVIDSON



Teflon pin as used on 1988 and later eyelet-type clutch cables **122-30-11814**


LEVER ADAPTER BUSHING



Special bushing designed to adapt British levers to Japanese clutch and brake cables. Bushing slips over 5/16" cable fitting and adapts it to 3/8" hole in lever. Fits any cable with a 5/16" lever fitting **122-80-11075**

REDUCER SLEEVES, HANDLEBAR

These are our new improved steel sleeves now knurled on both the INSIDE as well as OUTSIDE. They grip the handlebar more firmly - will not slip. Measures 7/8" I.D., 1" O.D.



Set of 4 halves **701-80-10079**

TRIUMPH SOLID MOUNT ADAPTERS

Designed for use with stock handlebar eyebolt. Converts rubber-mounted bar to solid mount.



Set of 4 **701-75-20005**

SOLID MOUNT ADAPTERS FOR HARLEY-DAVIDSON SPORTSTER

Solid mount Adapter Kit - All Years. For riders preferring rigid mounts. Easy to install and very inexpensive. Fitting to fork crown.

NOTE: Fits HD45738-62 & 56120-60 steel fork crowns.



701-30-20007

SOLID MOUNT ADAPTERS FOR HARLEY-DAVIDSON BIG TWIN

Solid Mount Adapter Kit - All Years. Eliminates rubber mounted handlebars. Fitted to fork crown. Easy to install and very inexpensive. Fits both aluminum and steel fork crowns. **NOTE:** This kit fits H.D. #56121-73A, steel black or chrome, and #45742-62 aluminum fork crowns.



4 pieces **701-30-20002**



1 WHEEL REVOLUTION

MISCELLANEOUS

BLUE SEALS / WHEEL WEIGHTS

BLUE SEALS FOR HARLEY-DAVIDSON



Blue Seals replace cork push rod tube seals on Harley Big Twins from Panheads through Shovelheads up to 1979 and Sportsters from 1957 to 1979. The standard cork seals on these machines dryout, harden, crack and leak in a relatively short time.

TEC Blue Seal Kit FL/FX to early 1979 703-30-50900
 TEC Blue Seal Kit XL 1957 to 1979 703-30-50901

WHEEL BALANCING WEIGHTS

Made of steel and press fit on spoke nipple.

Harley-Davidson Hole dia. - .270




- 1/4 oz. ea 704-30-60025
- 1/2 oz. ea 704-30-60004
- 3/4 oz. ea 704-30-60005
- 1 oz. ea 704-30-60006

:: BALANCING WEIGHTS CONVERSION CHART ::

NOTE: Harley-Davidson wheel weights are now polished and chrome plated.

- 1/4 oz. - 7.1 grams
- 1/2 oz. - 14.2 grams
- 3/4 oz. - 21.3 grams
- 1 oz. - 28.4 grams



1 WHEEL REVOLUTION



VELASQUEZ RACING



MISCELLANEOUS

LICENSE PLATE MOUNTS / ROCKER CAPS / VALVE CAPS / T-SHIRTS

TAIL LAMP AND LICENSE PLATE MOUNTS

Our backing plates are made of heavy-gauge stainless steel, highly-polished with protective covering to protect it during shipping.



Backing Plate (*Less Lamp*)
Includes mounting screws **709-80-70002**

BACKING PLATE

Heavy gauge, highly polished, stainless steel backing plate for license only. Reinforces plate, reduces vibration or bending. Greatly improves appearance



Fits 5"X8" License Plates **709-80-71010**

Fits 4"X7" License Plates **709-80-71012**

MOUNTS FOR LAMP AND LICENSE - SISSY BAR OR SIDE MOUNT

This new, top quality, heavy-gauge backing plate permits installation of tail lamp (*not included*) and license plate on sissy bar or side mount. Highly polished, stainless steel surface covered with protective tape during shipment. All necessary screws and nuts included.



Fits 5"X8" License Plates **709-80-71009**

Fits 4"X7" License Plates **709-80-71011**

ROCKER CAPS-TRIUMPH

Highly polished aluminum alloy, 5-ringed, rocker caps with bottom ring knurled to prevent loosening from vibration. Fits all 500cc from 1958. Fits all 650cc twins from 1963 on.



Set of 4 **709-75-61002**

VALVE CAPS

ANODIZED VALVE CAPS



Made of Aluminum, polished and brightly colored to match and put the finishing touch on your cycle. Hex design is practical as well as attractive. Great for bicycles too.

Red **704-80-62001**

Blue **704-80-62002**

Chrome **704-80-62004**

Black **704-80-62005**


Purple **704-80-62006**

T-SHIRTS


BARNETT T-SHIRTS



These official Barnett Gildan Heavy Cotton t-shirts are available in men's sizes S-XXL. Colors: Black, white, and red.



\$8.00



American Made
Since 1948

2238 Palma Drive, Ventura, CA 93003-5733
Phone: 805-642-9435 Fax: 805-642-9436
www.barnettclutches.com